




*Wheelchair Lifts &
Mobility Aids*



Because Life is a Moving Experience®



BraunAbility®

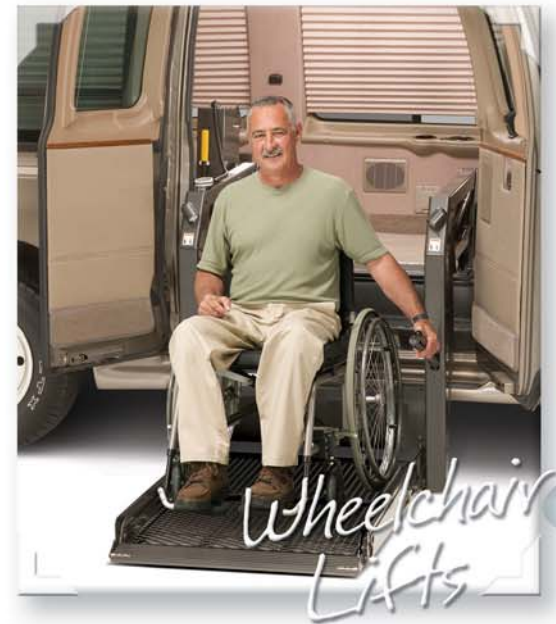
When it comes to your mobility, one size does *not* fit all. At BraunAbility, we have designed a line of wheelchair lifts and mobility aids to meet a wide range of needs. Whichever product you choose, you can be assured of time-tested durability backed by over 45 years of experience.

Wheelchair Lifts

From traditional manual wheelchairs, to lightweight three-wheel scooters, to full-featured power chairs . . . the type of chair you use and many other factors will influence your choice of wheelchair lift. Use the lift selection guide in this brochure and consult with your BraunAbility Dealer to determine which will work best for you.

Mobility Aids

Sometimes only a little help is needed, and a full-size van with a lift might not be necessary or desirable. If you are able to transfer, the Chair Topper or Companion Seat may be the perfect solution for you.



Because Life is a Moving Experience®



Chair Topper



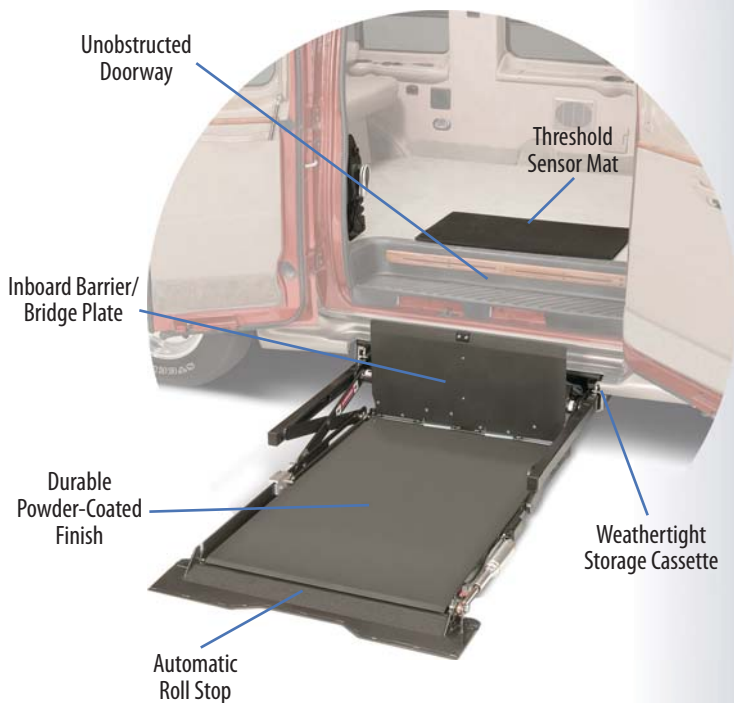
Companion Seat





Wheelchair Lift Selection Guide

Under-Vehicle Storage for Maximum Interior Space

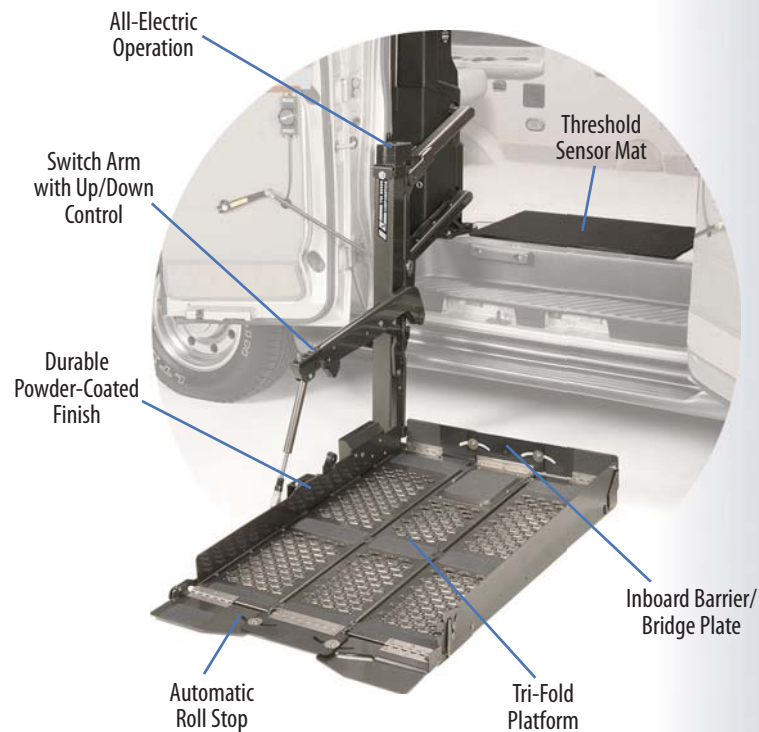


UVL® Series

The UVL, or Under Vehicle Lift®, is the lift for those who demand the best of everything. With the lift mounted underneath the vehicle, it remains out of sight and out of your way until needed. That means easy access for ambulatory passengers and cargo, a clear side view for the driver while traveling and maximum interior space for passengers – something your friends and family will appreciate on every trip.



Tri-Folding Platform for Ambulatory Access

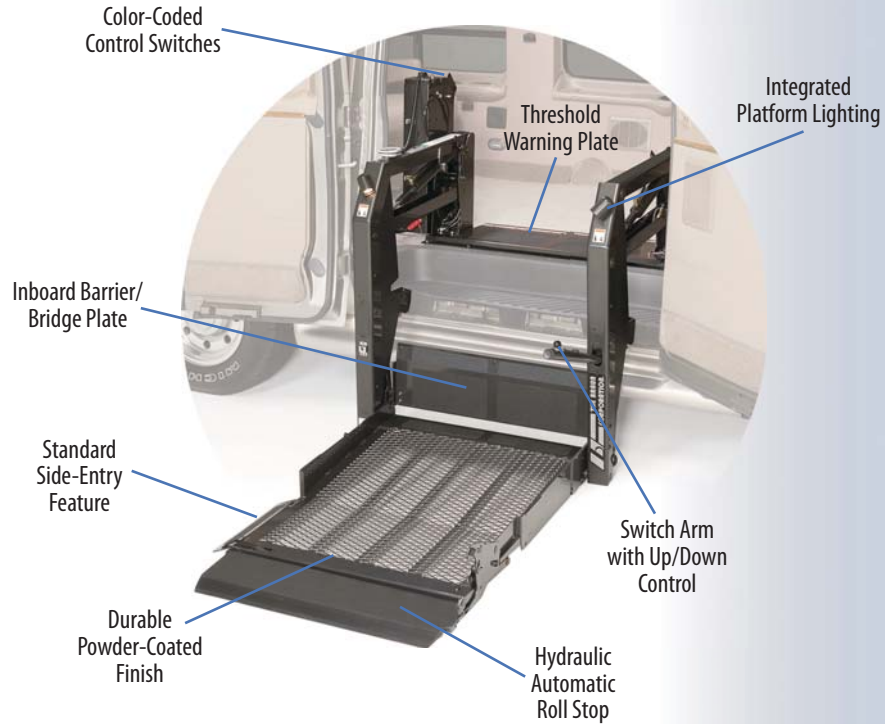


Vangater® Series

With its power tri-folding platform, the Vangater Series solves the problem of wheelchair access *and* ambulatory entry. Over half the van's side door is available for easy ambulatory access when the lift is in the stowed position. But the touch of a button quickly unfolds the platform, revealing a fully-functional wheelchair lift in a compact package. For passenger comfort, the front seat can recline fully – a feature unique to platform lifts.



Side-Entry Platform for Tight Parking Situations

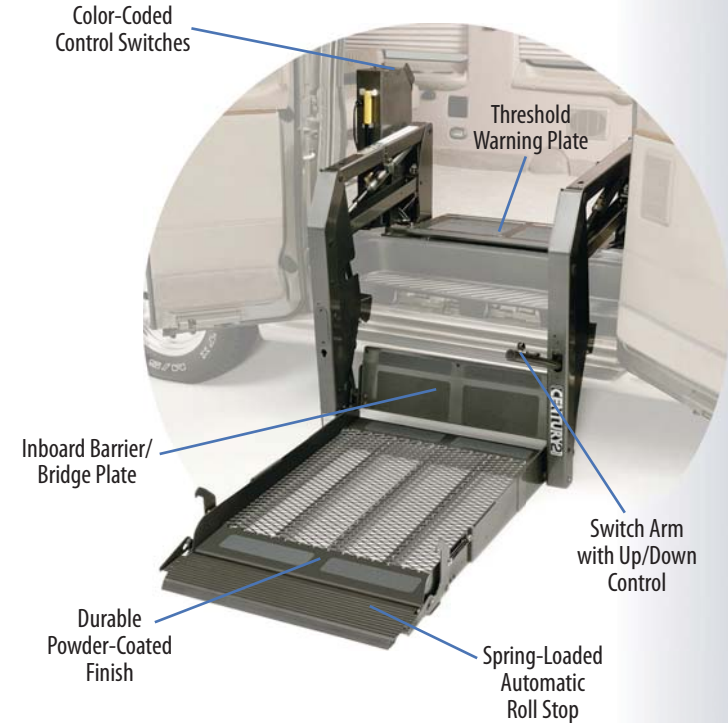


Millennium Series®

The Millennium Series is the true workhorse of the BraunAbility line. Those who appreciate a strong, stable lifting platform and time-tested durability can choose this lift series with confidence. Thoughtful features include the standard side-entry platform, which allows boarding in tight parking situations. With so much riding on your personal mobility, you can't afford to take chances. Trust the Millennium Series to get you there on time, every time.



Dependable Operation & Economical Design



Century Series®

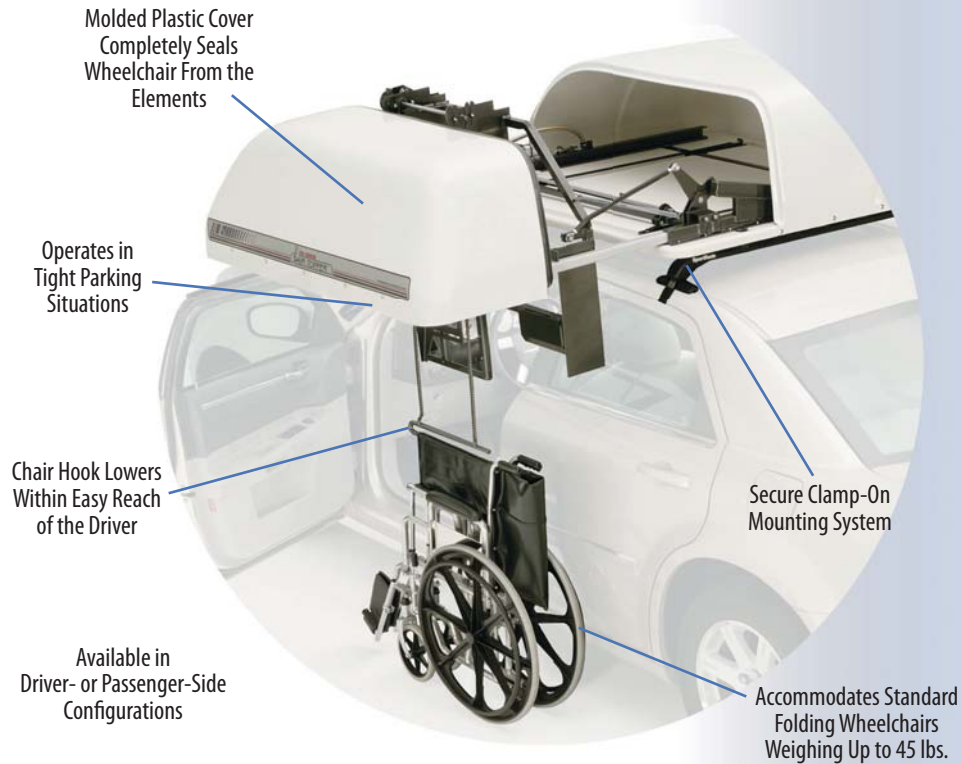
With dual hydraulic lift arms and a design that has withstood the test of time, the Century Series offers all of the benefits of a BraunAbility lift in a streamlined, economical package. The simplified electrical system offers trouble-free operation, while the non-hydraulic spring-loaded roll stop keeps your chair secure on the platform throughout the lifting cycle.





Mobility Aids

Car-Top Carrier for Folding Wheelchairs



Chair Topper®

Developed to assist wheelchair users who are able to transfer, the Chair Topper automatically folds and stores a conventional folding wheelchair inside a stylish, weathertight car-top compartment. The need to store your chair in the trunk or back seat is eliminated, allowing family and friends to enjoy the comfort of your vehicle. The universal mounting system ensures that it will fit most automobiles and light trucks. It adds only 21 1/2" in height, and the sleek plastic shell gives a finished, automotive look. A convenient hand-held control operates the folding, lifting and storing of your wheelchair. It takes only 30 seconds to complete the cycle, and the smooth operation ensures your chair is carefully handled and transported without undue wear and tear.




Assistive Seat Base for Domestic Minivans



Companion Seat®

The perfect companion: someone who's there when you need them the most. The Braun Companion Seat is just that – it stands ready to assist you or a family member when extra help is needed boarding your domestic minivan. The Companion Seat is designed for installation in certain Chrysler, Ford and GM minivans. Using the original vehicle seat, the unique power base extends out the door twenty inches and tilts forward a full six inches to make boarding safe and easy. A hand-held control with a single toggle switch controls the automatic functions, allowing the passenger or an attendant to operate the seat. The Companion Seat has been thoroughly tested to meet all applicable Federal Motor Vehicle Safety Standards.

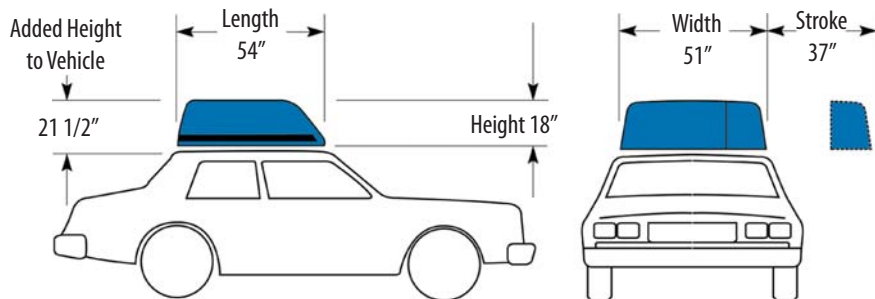


Dimensions & Specifications

	● UVL® Series	● Vangater® Series	● Millennium Series®	● Century® Series
Platform Width	31"	30"	31"	31"
Platform Length	48" & 53"	43" & 47"	43", 47" & 51"	43"
Lifting Capacity	750 lbs.	600 lbs.	750 lbs.	750 lbs.
Hand-Held Control	Standard	Standard	Standard	Standard
Manual Backup	Standard	Standard	Standard	Standard
Remote Control	Optional	Optional	Optional	Optional
Door Operators	Optional	Optional	Optional	Optional
Side-Entry Platform	No	No	Yes	No
Side Door Installation	Yes	Yes	Yes	Yes
Rear Door Installation	No	No	Yes	Yes
Unit Weight	365 lbs.	345 lbs.	332 lbs.	330 lbs.

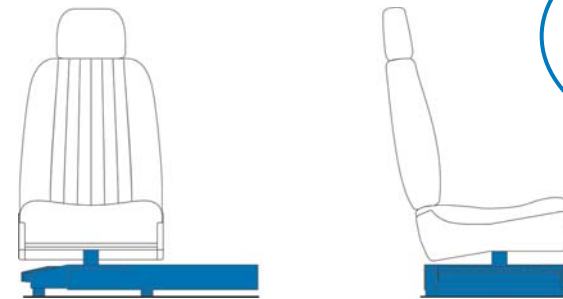
All BraunAbility Wheelchair Lifts are VA accepted and fully NHTSA compliant.

● Chair Topper



Electromechanical, plastic-shell car-top wheelchair carrier designed to fit a wide variety of domestic and foreign vehicles. Lifting Capacity is 45 lbs. The Chair Topper utilizes a 12 volt DC reversible automotive-type motor, powered by the vehicle battery. The aluminum frame is encased in a molded plastic shell, which completely seals the wheelchair from the elements. The unit weighs 123 lbs. Two mounting systems are available for the Chair Topper: a clamp-on "roof rack" system, and a permanent pop-rivet system. Your BraunAbility Dealer will be able to determine which system will work best for your particular vehicle. Note that special considerations may be required for vehicles with luggage racks, sunroofs, hatchbacks, etc.

● Companion Seat



Please consult with your local BraunAbility Dealer for a list of vehicles that can accept the Chair Topper and Companion Seat.

Electromechanical passenger seat base designed for installation in the front or center passenger position in a wide range of domestic minivans. Lifting Capacity is 300 lbs. The Companion Seat utilizes a 12 volt DC reversible automotive-type motor, powered by the vehicle battery. The cycle time is approximately 22 seconds, and the shipping weight is 130 lbs. The original bolt holes are utilized for installation, which simplifies removal and reinstallation of the OEM seat base upon vehicle sale or trade-in. Please note that 1996-2007 Chrysler minivan power passenger seats must be retrofitted to manual recline operation prior to installation on the Companion Seat base. Parts must be purchased from Chrysler to perform this installation.



Please visit our website
for an animated tour of
BraunAbility products.

www.BraunAbility.com



Because Life is a Moving Experience®

1-800-THE-LIFT® • 1-800-843-5438

Your BraunAbility Dealer:

Kansas Truck Mobility
8846 W Monroe Circle
Wichita, KS 67209
316.722.4291
www.kansastruckmobility.com