



# SALTDogg® SPREADERS



**EXTENDED**  
LINE OF PRO SERIES SPREADERS  
*See page 20 for full details*

**NOTHING WORKS LIKE A DOGG™**

# Our History



## Our Corporate Family of Companies



Founded in 1946, Buyers Products is a fully integrated manufacturer and a leader in the truck equipment industry. Our engineering, manufacturing and assembly operations take place in the USA, under the Buyers family of companies. **Buyers Products' mission is to improve our Customers' profitability and productivity while enhancing the quality of our products and services.**



**1946**  
Buyers Products Company founded by Sam Ruven and Bessie Kleinman as a distributor of driveline components.

**Tracom**

**1992**  
Buyers acquired Trailer Components Manufacturing (Tracom) for CNC precision machining and tooling, as well as state-of-the-art welding.

**Buyers**  
PRODUCTS COMPANY

**2002**  
Buyers moved its corporate headquarters to a brand new 235,000 sq. ft. state-of-the-art office and distribution center.

**SnowDogg**  
Buyers

**2007**  
Buyers began manufacturing the SnowDogg stainless steel snowplow at our Mentor, Ohio facility.

**Buyers**  
PRODUCTS COMPANY

**2013**  
Buyers acquired an additional 500,000 sq. ft. manufacturing facility in Mentor, Ohio allowing for expansion of our aluminum and stainless steel manufacturing.

**SaltDogg**  
Buyers

**ALL YOUR WORK  
TRUCK PRODUCTS  
ALL THE TIME.**

**2017**  
Buyers launches new website with business partner portal, to make online ordering and account maintenance easy for customers.

**Buyers**

Buyers continued to grow its product offerings and build valued relationships with customers and suppliers. Increased demand for products led to the pursuit of supply chain manufacturing solutions.

**PROGRESSIVE**  
POWDER COATING, INC.

**1995**  
Buyers acquired Progressive Powder Coating. Our Nordson automatic powder application booth is used to powder coat our Buyers toolboxes and other truck and trailer accessories.

**Romotech**  
Rotational Molding Technologies, Inc.

**2004**  
Buyers acquired Romotech in New Paris, Indiana. Our Ferry Industries Rotospeed molding machines are used to manufacture our poly salt spreaders.

**Boomerang**  
RUBBER, INC.

**2009**  
Buyers began our operations at Boomerang Rubber, in Botkins, Ohio manufacturing mudflaps, wheel chocks and other rubber truck and trailer accessories.

**Buyers**  
PRODUCTS COMPANY

**2016**  
Buyers establishes a 22,000 sq ft Engineering Tech Center in Mentor, Ohio. It's multi-use lab, design, training and prototyping space is dedicated to the research and development of innovative product.



Tailgate Spreaders.....	Page 4-9
0.75 - 2.5 Cubic Yard Spreaders (Electric/Gas).....	Page 10-17
3 - 6 Cubic Yard Spreaders (Electric).....	Page 20-23
Mid-Size Spreaders (Gas/Electric/Hydraulic).....	Page 24-27
Municipal Spreaders (Electric/Hydraulic).....	Page 30-32
Medium Duty Dump Spreaders.....	Page 34-35
Municipal Dump Spreaders.....	Page 36-37
Under Tailgate Spreaders.....	Page 38-39
Replacement Tailgate Spreaders.....	Page 40-41
Anti-Ice Systems.....	Page 42-49
Walk / Tow Behind Spreaders.....	Page 50
ATV / UTV Spreaders.....	Page 51
Pre-Wet Systems.....	Page 52-55
Accessories.....	Page 57-58
Equipment Specifications.....	Page 59-63

## NEW PRODUCTS:

### PRO1500 Series Electric Poly Spreaders

5-1/4 Inch Auger or 12 Inch Pintle Chain Feed

pg. 12-13



### Electric Stainless Hopper Spreader

5-1/4 Inch Full Length Auger

pg. 14-15



### PRO3000 Series Electric Poly Spreaders

5-1/4 Inch Auger or 12 Inch Pintle Chain Feed

pg. 20-21



### Dual Auger Municipal Spreaders

Hydraulic Drive

pg. 31



# TAILGATE SPREADERS

**Gravity / Vertical Auger Feed**



*TGS01B shown*



## OPTIONAL ACCESSORIES

*Additional Accessories pg. 9*

### Wintergate Spreader Mount



PART NO.	DESCRIPTION
<b>025000A</b>	Wintergate Spreader Mount for <b>TGS05B</b>

### Conversion Kit



- Control from cab
- Variable speed
- Higher HP

PART NO.	DESCRIPTION
<b>3005423</b>	Conversion Kit, <b>TGSUV1B</b> to <b>TGSUVPROA</b>

### Auger for Fine Material



PART NO.	DESCRIPTION
<b>3016231</b>	Fine Material Auger for <b>TGS05B*</b>
<b>3016233</b>	Fine Material Auger for <b>TGSUVPROA*</b> / <b>TGS01B*</b>

*\*Required to use Ice Melt with these spreaders*



**TGSUV1B** — Residential Use —  
**Capacity:** 4.4 cubic feet  
**Motor:** 1/8 HP, 12V motor with auxiliary plug adapter  
**Spread Range:** 3-14 feet  
**Feed Mechanism:** Manual open/close gate with gravity feed  
**Power:** Electric  
**Construction:** Poly hopper, powder-coated steel frame  
**Mount:** 1-1/4 and 2 inch receiver hitches  
**Application:** SUVs, 1/2, 3/4, and 1 ton trucks

Bulk Salt	Ice Melt	Bagged #1 Rock Salt	50 / 50 Salt / Sand
	✓	✓	



**TGSUVPROA** — Light Commercial Use —  
**Capacity:** 4.4 cubic feet  
**Motor:** 1/2 HP, 12V motor with variable speed controller  
**Spread Range:** 3-30 feet  
**Feed Mechanism:** Gravity feed with vertical auger  
**Power:** Electric  
**Construction:** Poly hopper, powder-coated steel frame  
**Mount:** 2 inch receiver hitches  
**Application:** SUVs, 1/2, 3/4, and 1 ton trucks

Bulk Salt	Ice Melt	Bagged #1 Rock Salt	50 / 50 Salt / Sand
	✓	✓	

*\*Optional fine auger required for Ice Melt (3016233)*



**TGS01B** — Commercial Use —  
**Capacity:** 8 cubic feet  
**Motor:** 1/2 HP, 12V  
**Spread Range:** 3-30 feet  
**Feed Mechanism:** Gravity feed with vertical auger  
**Power:** Electric  
**Construction:** Poly hopper, powder-coated steel frame  
**Mount:** Step bumper mount, 2 inch receiver hitches  
**Application:** 1/2, 3/4, and 1 ton trucks

Bulk Salt	Ice Melt	Bagged #1 Rock Salt	50 / 50 Salt / Sand
	✓	✓	

*\*Optional fine auger required for Ice Melt (3016233)*



**TGS05B** — Commercial Use —  
**Capacity:** 10.79 cubic feet  
**Motor:** 1/2 HP, 12V  
**Spread Range:** 3-30 feet  
**Feed Mechanism:** Gravity feed with vertical auger  
**Power:** Electric  
**Construction:** Low-profile poly hopper, powder-coated steel frame  
**Mount:** Step bumper mount, 2 inch receiver hitches  
**Application:** 1/2, 3/4, and 1 ton trucks

Bulk Salt	Ice Melt	Bagged #1 Rock Salt	50 / 50 Salt / Sand
	✓	✓	

*\*Optional fine auger required for Ice Melt (3016231)*



# TAILGATE SPREADERS

## Horizontal Auger Feed



TGS07 shown

### OPTIONAL ACCESSORIES

*Additional Accessories pg. 9*

#### Bumper Extensions



#### Vibrator Kits



3020340



3007416 is included on TGS07

PART NO.	DESCRIPTION
3038518	Bumper Extender for TGS03
3038520	Bumper Extender for TGS07

Use bumper extensions to mount **TGS03 & TGS07** spreaders on trucks with flared tailgates

PART NO.	DESCRIPTION
3028195	80 lb Vibrator Kit for TGS02
3008241	80 lb Vibrator Kit for TGSUV1B/PROA/5B
3020340*	200 lb Vibrator Kit for TGS03
3007416	200 lb Vibrator Kit for TGS07 (Included with TGS07)

\*TGS03 requires optional vibrator for bulk sand and salt / sand mix



## TGS02 — Commercial Use —

**Capacity:** 4 cubic feet  
**Motor:** 1/3 HP, 12V dual shaft gear motor  
**Spread Range:** 3-30 feet  
**Feed Mechanism:** Horizontal auger feed  
**Power:** Electric  
**Construction:** Poly hopper, powder-coated steel frame  
**Mount:** 2 inch receiver hitches  
**Application:** SUVs, 1/2, and 3/4 ton trucks

Bulk Salt	Ice Melt	Bagged #1 Rock Salt	50 / 50 Salt / Sand
	✓	✓	



3011864  
Variable Speed In-Cab Controller with "Blast" and Vibrator Control

## TGS03 — Commercial Use —

**Capacity:** 8 cubic feet  
**Motor:** 1/2 HP, 12V dual shaft gear motor  
**Spread Range:** 3-30 feet  
**Feed Mechanism:** Horizontal auger feed with stainless steel trough  
**Power:** Electric  
**Construction:** Poly hopper, powder-coated steel frame  
**Mount:** 2 inch Class 4 receiver with horizontal and vertical adjustments to rest on step bumper  
**Application:** 1/2 and 3/4 ton trucks

Bulk Salt	Ice Melt	Bagged #1 Rock Salt	50 / 50 Salt / Sand*
✓	✓	✓	✓

*Optional vibrator required for bulk sand and salt / sand mix (3020340)*  
*Optional bumper extension to mount on trucks with flared tailgates (3038518)*



3011864  
Variable Speed In-Cab Controller with "Blast" and Vibrator Control

## TGS07 — Commercial Use —

**Capacity:** 11 cubic feet  
**Motor:** 1/2 HP, 12V dual shaft gear motor  
**Spread Range:** 3-30 feet  
**Feed Mechanism:** Horizontal auger feed with stainless steel trough  
**Power:** Electric  
**Construction:** Poly hopper, powder-coated steel frame  
**Mount:** 2 inch Class 4 receiver with horizontal and vertical adjustments to rest on step bumper  
**Application:** 3/4 and 1 ton trucks  
**Includes:** 200 lb concealed vibrator

Bulk Salt	Ice Melt	Bagged #1 Rock Salt	50 / 50 Salt / Sand
✓	✓	✓	✓

*Optional bumper extension to mount on trucks with flared tailgates (3038520)*



3011864  
Variable Speed In-Cab Controller with "Blast" and Vibrator Control



# TAILGATE SPREADERS

**Gravity / Vibrator Feed**



*TGS06 shown*

## TGS06

Bulk Salt	Ice Melt	Bagged #1 Rock Salt	50 / 50 Salt / Sand
✓	✓	✓	

## FEATURES

**Capacity:** 10 cubic feet

**Motor:** 12V motor housed in sealed chamber

**Spread Range:** 3-30 feet

**Feed Mechanism:** Manual open/close gate with gravity feed

**Power:** Electric

**Construction:** Poly hopper, powder-coated steel frame

**Mount:** 2 inch hitch receiver  
(Includes universal stake pocket attachment)

**Application:** 3/4 and 1 ton trucks

## CONTROLLER

Variable speed controller

- Vibrator On/Off switch
- Digital speed display
- Blast button "blasts" extra material where heavy spreading is required



3011864



# TAILGATE SPREADERS **COMPARISON CHART**

PART NO.	CAPACITY CU. FT.	SPREAD (FT)	IDEAL USE	VEHICLE APPLICATION	SPINNER	RECEIVER HITCH	DIMENSIONS (H X W X L)	WT. (LB)
<b>TGSUV1B</b>	4.41	12-14	Residential	SUVs, 1/2, and 3/4 ton trucks	9" Poly	1-1/4" & 2", Class 3 or 4	40.5" x 22.5" x 20.5"	68
<b>TGSUVPROA</b>	4.41	3-30	Residential / Light Commercial	SUVs, 1/2, and 3/4 ton trucks	9" Poly	2", Class 4	40.5" x 22.5" x 20.5"	74
<b>TGS02</b>	4.0	3-30	Residential / Light Commercial	SUVs, 1/2, and 3/4 ton trucks	9" Poly	2", Class 4	32" x 30" x 22"	64
<b>TGS03</b>	8.0	3-30	Commercial	1/2 and 3/4 ton trucks	9" Poly	2", Class 4	45" x 38" x 30"	160
<b>TGS01B</b>	8.0	3-30	Commercial	1/2, 3/4 and 1 ton trucks	9" Poly	1-1/4" & 2", Class 4	45.7" x 29.7" x 30.3"	135
<b>TGS05B</b>	10.79	3-30	Commercial	3/4 and 1 ton trucks	9" Poly	2", Class 4	40.1" x 54.3" x 27.3"	212
<b>TGS06</b>	10	3-30	Commercial	3/4 and 1 ton trucks	9" Poly	2", Class 4	40" x 63" x 27"	160
<b>TGS07</b>	11	3-30	Commercial	3/4 and 1 ton trucks	12" Poly	2", Class 4	46" x 53" x 31.5"	230

## TAILGATE **ACCESSORIES**

### Wintergate Spreader Mount



PART NO.	DESCRIPTION
<b>025000A</b>	Wintergate Spreader Mount for <b>TGS01B/5B</b>

### Vibrator Kits



PART NO.	DESCRIPTION
<b>3028195</b>	80 lb Vibrator Kit for <b>TGS02</b>
<b>3008241</b>	80 lb Vibrator Kit for <b>TGSUV1B/PROA/5B</b>
<b>3020340</b>	200 lb Vibrator Kit for <b>TGS03</b>

### Conversion Kit



PART NO.	DESCRIPTION
<b>3005423</b>	Conversion Kit, <b>TGSUV1B</b> to <b>TGSUVPROA</b>

### Stake Pocket Anchor Kit & Receiver Tube



PART NO.	DESCRIPTION
<b>0207005</b>	2" Receiver Tube Spreader Mount for <b>TGS01B/5B</b>
<b>3012415</b>	Stake Pocket Anchor Kit for <b>TGS01B</b>

### Auger for Fine Material



PART NO.	DESCRIPTION
<b>3016231</b>	Fine Material Auger for <b>TGS05B</b>
<b>3016233</b>	Fine Material Auger for <b>TGSUVPROA</b> & <b>TGS01B</b>

### Bumper Extensions



PART NO.	DESCRIPTION
<b>3038518*</b>	Bumper Extension for <b>TGS03</b>
<b>3038520*</b>	Bumper Extension for <b>TGS07</b>

*\*Mount **TGS03/07** spreaders on trucks with flared tailgates*

# ELECTRIC POLY SPREADERS

**2-1/2 Inch Auger Feed**



**2-YEAR  
WARRANTY**  
on all SHPE  
Spreaders



*SHPE2000 shown with  
EZ Lids™*

## COMMON FEATURES

**Spread Range:** 5-30 feet

**Feed Mechanism:** 2-1/2 inch stainless steel auger and trough

**Motor:** Two 12V direct drive gear motors  
(1/2 HP for auger, 1/4 HP for spinner)

**Construction:** Patented double-wall poly hopper

**Additional Features:**

- Top screen
- Removable spinner assembly
- Independent direct drive auger and spinner motors

## INCLUDED ACCESSORIES

- 200 lb vibrator
- Fitted tarp
- Tie-downs
- Remote auger bearing grease kit

## CONTROLLER

Variable speed controller

- Vibrator On/Off switch with pause button
- Independent auger and spinner controls
- Auto reverse functionality to help clear auger jams



3014199

## OPTIONAL ACCESSORIES



PART NO.	DESCRIPTION
3034577	EZ Lids™ for SHPE2000 Series (2018+ Models)



LS6 (Mounted on SHPE1500)



LS14 (Mounted on SHPE2000)

PART NO.	DESCRIPTION
LS6	Pre-Wet System with 30 Gallon Tank for SHPE1500 and SHPE2000 (Pre-2018 Models)
LS14	Pre-Wet System with 60 Gallon Tank for SHPE2000 (2018+ Models)

See pg. 48 for details



**SHPE0750** — Light / Medium Commercial Use —  
**Capacity:** 0.75 cubic yards (4 feet 6 inches)  
**Application:** UTVs, 1/2, and 3/4 ton trucks  
**Available Models:** Standard chute model (**SHPE0750**)  
 Extended chute model (**SHPE0750X**)

Bulk Salt	Bulk Sand	Bagged #1 Rock Salt	50 / 50 Salt / Sand
✓		✓	✓



**SHPE1000** — Commercial Use —  
**Capacity:** 1 cubic yard (5 feet 8 inches)  
**Application:** 1/2 and 3/4 ton trucks  
**Available Models:** Standard chute model (**SHPE1000**)  
 Extended chute model (**SHPE1000X**)

Bulk Salt	Bulk Sand	Bagged #1 Rock Salt	50 / 50 Salt / Sand
✓		✓	✓



**SHPE1500** — Commercial Use —  
**Capacity:** 1.5 cubic yard (7 feet 3 inches)  
**Application:** 3/4 and 1 ton trucks  
**Available Models:** Standard chute models (**SHPE1500**, **SHPE1500RED**, **SHPE1500YEL**)  
 Extended chute models (**SHPE1500X**, **SHPE1500XRED**, **SHPE1500XYEL**)

Bulk Salt	Bulk Sand	Bagged #1 Rock Salt	50 / 50 Salt / Sand
✓		✓	✓



**SHPE2000** — Commercial Use —  
**Capacity:** 2 cubic yard (8 feet)  
**Application:** 3/4 and 1 ton trucks  
**Available Models:** Standard chute models (**SHPE2000**, **SHPE2000RED**, **SHPE2000YEL**)  
 Extended chute models (**SHPE2000X**, **SHPE2000XRED**, **SHPE2000XYEL**)

Bulk Salt	Bulk Sand	Bagged #1 Rock Salt	50 / 50 Salt / Sand
✓		✓	✓



# COMMERCIAL GRADE **PRO SERIES** ELECTRIC POLY SPREADERS

**5-1/4 Inch Auger or 12 Inch Pintle Chain Feed**



**2-YEAR  
WARRANTY**  
on all  
PRO Series  
Spreaders



*PRO2000 shown with  
optional EZ Lids™*

## COMMON FEATURES

**Spread Range:** 5-30 feet

**Construction:** Patented double-wall poly hopper

**Additional Features:**

- Top screen
- Chute adjusts to 3 positions
- Stainless steel inverted V
- Swing-away chute for bulk unloading

## INCLUDED ACCESSORIES

- Tarp
- Tie-downs kit
- 12V vibrator rated at 200 lb

## CONTROLLER

Variable speed controller

- Independent auger / conveyor and spinner control
- Vibrator control



3016934

## OPTIONAL ACCESSORIES



PART NO.	DESCRIPTION
----------	-------------

3034577	EZ Lids™ for PRO2000 / PRO2000CH
---------	----------------------------------



PART NO.	DESCRIPTION
----------	-------------

LS13	Pre-Wet System with 60 Gallon Tank for PRO2000 and PRO2500 Series
------	---

See pg. 48 for details




## What Makes a **PRO**?



5-1/4" full length carbon steel auger with 3/4 HP motor

OR



12" wide all steel pintle chain conveyor with 3/4 HP motor

PLUS



High flow swing-away chute and large 14" spinner with 1/2 HP motor



## AUGER MODELS

**Feed Mechanism:** 5-1/4 inch full length steel variable pitch auger, stainless steel trough

**Motor:** Two 12V direct drive gear motors (3/4 HP for auger and 1/2 HP for spinner)

### PRO1500

**Capacity:** 1.5 cubic yards (6 feet)

**Application:** Minimum 10,000 lb GVW

### PRO2000

**Capacity:** 2 cubic yards (8 feet)

**Application:** Minimum 10,000 lb GVW

### PRO2500

**Capacity:** 2.5 cubic yards (8 feet)

**Application:** Minimum 13,000 lb GVW

Bulk Salt	Bulk Sand	Bagged #1 Rock Salt	50 / 50 Salt / Sand
✓		✓	✓

## CHAIN MODELS

**Feed Mechanism:** 12 inch wide all steel pintle chain conveyor and stainless steel trough

**Motor:** Two 12V direct drive gear motors (3/4 HP for chain and 1/2 HP for spinner)

### PRO1500CH

**Capacity:** 1.5 cubic yards (6 feet)

**Application:** Minimum 10,000 lb GVW

### PRO2000CH

**Capacity:** 2 cubic yards (8 feet)

**Application:** Minimum 10,000 lb GVW

### PRO2500CH

**Capacity:** 2.5 cubic yards (8 feet)

**Application:** Minimum 13,000 lb GVW

Bulk Salt	Bulk Sand	Bagged #1 Rock Salt	50 / 50 Salt / Sand
✓	✓	✓	✓

# ELECTRIC SLIDE-IN SPREADERS

**5-1/4 Inch Auger or 12 Inch Pintle Chain Feed**



1400601SS shown

## FEATURES

**Spread Range:** 2-30 feet

**Construction:** 304 stainless steel hopper

**Application:** 3/4 and 1 ton pickup, flatbed or dump truck

**Additional Features:**

- Top screen
- Stainless steel inverted V

## INCLUDED ACCESSORIES

• Tie-downs kit

## CONTROLLER

Variable speed controller

- Independent auger / conveyor and spinner control
- Vibrator control



3016934





## AUGER MODEL

**1470601SS\***

**Capacity:** 2 cubic yards (8 feet)

**Application:** Minimum 10,000 lb GVW

**Feed Mechanism:** 5-1/4 inch full length steel variable pitch auger, stainless steel trough

**Motor:** Two 12V direct drive gear motors (3/4 HP for auger and 1/2 HP for spinner)

**Chute Assembly:** Spinner assembly includes side-swing feature for easy cleaning, storage and bulk unloading

Bulk Salt	Ice Melt	Bagged #1 Rock Salt	50 / 50 Salt / Sand
✓	✓	✓	✓



## CHAIN MODELS

**Feed Mechanism:** 12 inch wide all steel pintle chain conveyor

**Feed Gate:** Lever operated with friction lock for accurate adjustment

**Motor:** Two 12V direct drive gear motors (3/4 HP for chain and 1/2 HP for spinner)

**Chute Assembly:** 14 inch polymer disc with six fins, chute adjusts 11.5 inches

**1400701SS**

**Capacity:** 1.5 cubic yards (6 feet)

**Application:** Minimum 10,000 lb GVW

**1400601SS**

**Capacity:** 2 cubic yards (8 feet)

**Application:** Minimum 10,000 lb GVW

Bulk Salt	Ice Melt	Bagged #1 Rock Salt	50 / 50 Salt / Sand
✓	✓	✓	✓

# GAS SLIDE-IN SPREADERS

## 12 Inch Pintle Chain Feed



1400050SS shown

### COMMON FEATURES

**Spread Range:** 5-30 feet

**Feed Mechanism:** 12 inch wide all steel pintle chain conveyor

**Conveyor Gear Case:** Gear ratio is 20:1 with 1 inch input shaft and 1-1/8 output shaft on tapered roller bearings

**Feedgate:** Lever operated with friction lock for accurate adjustment

**Motor:** Two 12V direct drive gear motors (3/4 HP for chain / auger and 1/2 HP for spinner)

**Application:** 3/4, 1 ton pickup, flatbed or dump truck

**Additional Features:**

- Top screen
- Stainless steel adjustable inverted V

### CONTROLLER

In-cab controller

- Automatic choke
- Electric clutch
- In-cab throttle with hold
- Material "blast" function
- Built-in circuit breaker



3010390





1400050SS

## STAINLESS STEEL MODELS

**1.5 cubic yards**  
6 feet

**1400200SS**  
Standard Chute Model

**1400250SS**  
Extended Chute Model

**2.5 cubic yards**  
10 feet

**1400300SS**  
Standard Chute Model

**1400350SS**  
Extended Chute Model

**2 cubic yards**  
8 feet

**1400050SS**  
Standard Chute Model

**1400100SS**  
Extended Chute Model

Optional 6 inch Side Extensions, for 8 foot models add 0.6 cubic yards (3020766)  
Optional 12 inch Side Extensions, for 8 foot models add 1.2 cubic yards (1493501SS)  
Optional 12 inch Side Extensions, for 10 foot models add 1.5 cubic yards (1493550SS)

Bulk Salt	Bulk Sand	Bagged #1 Rock Salt	50 / 50 Salt / Sand
✓	✓	✓	✓

## OPTIONAL ACCESSORIES

### Tie Downs & Tarps



PART NO.	DESCRIPTION
1491701	Tarp for 1.5 Cubic Yard Models
1491501	Tarp for 2 Cubic Yard Models
1491301	Tarp for 2.5 Cubic Yard Models
1496505	Nylon Ratchet Strap Mounting Kit

Tarps are not for Poly V-Box Spreaders

### Pre-Wet Systems (see pg. 52 for details)



LS7 Pre-Wet System

PART NO.	DESCRIPTION
LS7	Pre-Wet System for 1400 Series*

See pg. 48 for details

# 0.75 - 2.5 CUBIC YARD SPREADER **COMPARISON CHART**

PART NO.	CAPACITY CU. YDS.	POWER	HOPPER MATERIAL	SPREAD (FT)	VEHICLE APPLICATION	FEED MECHANISM	DIMENSIONS (H X W X L)	WT. (LB)
<b>SHPE0750 SERIES</b>	0.75	Electric	Poly	5-30	UTVs, 1/2, and 3/4 ton trucks	Auger	28" x 48" x 63.2" 53" Hopper Length	280
<b>SHPE1000 SERIES</b>	1.0	Electric	Poly	5-30	1/2 and 3/4 ton trucks	Auger	34" x 48" x 71.5" 68" Hopper Length	343
<b>SHPE1500 SERIES</b>	1.5	Electric	Poly	5-30	3/4 and 1 ton trucks	Auger	38" x 50.5" x 99.7" 87" Hopper Length	520
<b>SHPE2000 SERIES</b>	2.0	Electric	Poly	5-30	3/4 and 1 ton trucks	Auger	40" x 47.8" x 100" 96" Hopper Length	560
<b>PR01500</b>	1.5	Electric	Poly	5-30	Minimum 10,000 lb GVW	Auger	38" x 48" x 89.5" 82" Hopper Length	647
<b>PR01500CH</b>	1.5	Electric	Poly	5-30	Minimum 10,000 lb GVW	Chain	38" x 48" x 89.5" 82" Hopper Length	667
<b>PR02000</b>	2.0	Electric	Poly	5-30	Minimum 10,000 lb GVW	Auger	44.3" x 48" x 96" 90" Hopper Length	705
<b>PR02000CH</b>	2.0	Electric	Poly	5-30	Minimum 10,000 lb GVW	Chain	44.3" x 48" x 96" 90" Hopper Length	725
<b>PR02500</b>	2.5	Electric	Poly	5-30	Minimum 13,000 lb GVW	Auger	44.3" x 48" x 116.5" 114" Hopper Length	986
<b>PR02500CH</b>	2.5	Electric	Poly	5-30	Minimum 13,000 lb GVW	Chain	44.3" x 48" x 116.5" 114" Hopper Length	1,023
<b>1400701SS</b>	1.5	Electric	Stainless Steel	2-30	3/4 and 1 ton pickup, flatbed or dump truck	Chain	32.1" x 47" x 86.6" 72" Hopper Length	682
<b>1400601SS</b>	2.0	Electric	Stainless Steel	2-30	3/4 and 1 ton pickup, flatbed or dump truck	Chain	32.1" x 47" x 110.8" 96" Hopper Length	995
<b>1470601SS</b>	2.0	Electric	Stainless Steel	2-30	3/4 and 1 ton pickup, flatbed or dump truck	Auger	32.25" x 47" x 111.75" 96" Hopper Length	995
<b>1400200SS</b>	1.5	Gas	Stainless Steel	2-30	3/4, 1 ton pickup, flatbed or dump truck	Chain	32.1" x 47" x 91.7" 72" Hopper Length	753
<b>1400250SS</b>	1.5	Gas	Stainless Steel	2-30	3/4, 1 ton pickup, flatbed or dump truck	Chain	32.1" x 47" x 91.7" 72" Hopper Length	764
<b>1400050SS</b>	2.0	Gas	Stainless Steel	2-30	3/4, 1 ton pickup, flatbed or dump truck	Chain	32.1" x 47" x 115.7" 96" Hopper Length	750
<b>1400100SS</b>	2.0	Gas	Stainless Steel	2-30	3/4, 1 ton pickup, flatbed or dump truck	Chain	32.1" x 47" x 115.7" 96" Hopper Length	760
<b>1400400</b>	2.0	Gas	Poly	2-30	3/4, 1 ton pickup, flatbed or dump truck	Chain	32.1" x 47" x 139.7" 95" Hopper Length	837
<b>1400450</b>	2.0	Gas	Poly	2-30	3/4, 1 ton pickup, flatbed or dump truck	Chain	32.1" x 47" x 139.7" 95" Hopper Length	853
<b>1400300SS</b>	2.5	Gas	Stainless Steel	2-30	3/4, 1 ton pickup, flatbed or dump truck	Chain	35" x 47" x 115.6" 120" Hopper Length	910
<b>1400350SS</b>	2.5	Gas	Stainless Steel	2-30	3/4, 1 ton pickup, flatbed or dump truck	Chain	35" x 47" x 115.6" 120" Hopper Length	922



# 0.75 - 2.5 CUBIC YARD SPREADER ACCESSORIES

**Pre-Wet Systems** (see pg. 48-49 for details)



LS6 (Mounted on SHPE1500)



LS7 (Mounted on 1400100SS)



LS13 (Mounted on PRO2000)

PART NO.	DESCRIPTION	APPLICATION
<b>LS6</b>	Electric 30 Gallon Tank System (Poly Spreaders)	<b>SHPE1000 / SHPE1500 Series</b>
<b>LS7</b>	Electric 30 Gallon Tank System (Steel / Stainless Spreaders)	<b>1400 Series</b>
<b>LS8</b>	Electric (2) 30 Gallon Tank System (Steel / Stainless Spreaders)	<b>1400 Series</b>
<b>LS13</b>	Electric 55 Gallon Tank System (Poly Spreaders)	<b>PRO2000 Series</b>
<b>LS14</b>	Electric (2) 55 Gallon Tank System (Poly Spreaders)	<b>SHPE2000 Series</b>

## EZ Lids™ for SHPE2000 / PRO2000



EZ Lids™ shown on PRO2000

- Helps keep moisture and debris out of your hopper to keep your material pure
- Durable poly construction won't corrode and resists wear and tear
- Easily attaches to Saltdogg® SHPE2000 (2018+) and PRO2000 spreaders using the included mounting hardware

PART NO.	DESCRIPTION
<b>3034577</b>	EZ Lids™ for <b>SHPE2000 / PRO2000 Series</b> (2018+ Models)

## Tie Downs & Tarps



PART NO.	DESCRIPTION
<b>1491701</b>	Tarp for <b>1.5 cubic yard Gas V-Box Spreaders</b>
<b>1491501</b>	Tarp for <b>2 cubic yard Gas V-Box Spreaders</b>
<b>1491301</b>	Tarp for <b>2.5 cubic yard Gas V-Box Spreaders</b>
<b>1496505</b>	Nylon Ratchet Strap Mounting Kit (4 Straps)

**NEW**

# COMMERCIAL GRADE **PRO SERIES 3 CUBIC YARD SPREADER**

**5-1/4 Inch Auger or 12 Inch Pintle Chain Feed**



*Shown with optional lids 3047876*

## COMMON FEATURES

**Spread Range:** 5-30 feet

**Construction:** Patented double-wall poly hopper

- Additional Features:**
- Top screen
  - Chute adjusts to 3 positions
  - Stainless steel inverted V
  - Swing-away chute for bulk unloading

## INCLUDED ACCESSORIES

- Tarp
- Tie-downs kit
- 12V vibrator rated at 200 lb

## CONTROLLER

Variable speed controller

- Independent auger / conveyor and spinner control
- Vibrator control



3016934

## OPTIONAL ACCESSORIES



PART NO.	DESCRIPTION
3047876	EZ Lids™ for PRO3000 / PRO3000CH





## AUGER MODEL

*Shown with optional lids 3047876*

**PR03000\*** — Commercial Use —

**Capacity:** 3 cubic yards (9 feet 6 inches)

**Application:** Minimum 13,000 lb GVW

**Feed Mechanism:** 6 inch steel auger, stainless steel trough

**Motor:** Two 12V direct drive gear motors (3/4 HP for auger and 1/2 HP for spinner)

Bulk Salt	Bulk Sand	Bagged #1 Rock Salt	50 / 50 Salt / Sand
✓		✓	✓



## CHAIN MODEL

*Shown with optional lids 3047876*

**CH03000CH\*** — Commercial Use —

**Capacity:** 3 cubic yards (9 feet 6 inches)

**Application:** Minimum 13,000 lb GVW

**Feed Mechanism:** 12 inch wide all steel pintle chain conveyor

**Motor:** Two 12V direct drive gear motors (3/4 HP for chain and 1/2 HP for spinner)

Bulk Salt	Bulk Sand	Bagged #1 Rock Salt	50 / 50 Salt / Sand
✓	✓	✓	✓

# 4-6 CUBIC YARD ELECTRIC POLY SPREADERS

**5-1/2 Inch Auger or 12 Inch Pintle Chain Feed**



SHPE6000 shown

**2-YEAR  
WARRANTY**  
on all SHPE  
Spreaders



## COMMON FEATURES

**Spread Range:** 5-30 feet

**Construction:** Double-wall poly-molded hopper with stainless steel frame

- Additional Features:**
- Two top screens
  - Stainless steel inverted V
  - Spinner assembly can be easily removed for cleaning and storage
  - Weighs 1,000 lb less compared to steel/stainless steel (SHPE6000 Series)

## INCLUDED ACCESSORIES

- Vinyl tarp with tie-down kit (SHPE4000 series)
- 12V 400 lb vibrator (SHPE4000 comes with 2, SHPE4000CH only comes with 1)
- 12V 900 lb vibrator (SHPE6000 series)

## CONTROLLER

Variable speed controller

- Independent auger / conveyor and spinner control
- Vibrator control



3016934





**SHPE6000**

## AUGER MODELS

**Feed Mechanism:** 5-1/2 inch steel auger, stainless steel trough

**Motor:** Two 12V direct drive motors (3/4 HP for auger, 1/2 HP for spinner)

### SHPE4000

**Capacity:** 4 cubic yards (10 feet 7 inches)

**Application:** Minimum 26,000 lb GVW

### SHPE6000

**Capacity:** 6 cubic yards (10 feet 7 inches)

**Application:** Minimum 26,000 lb GVW

Bulk Salt	Bulk Sand	Bagged #1 Rock Salt	50 / 50 Salt / Sand
✓		✓	✓

*Optional tarp kit for SHPE6000 models (3021928)*



**SHPE4000CH**

## CHAIN MODELS

**Feed Mechanism:** 12 inch wide all steel pintle chain conveyor

**Motor:** Two 12V direct drive motors (3/4 HP for chain, 1/2 HP for spinner)

### SHPE4000CH

**Capacity:** 4 cubic yards (10 feet 7 inches)

**Application:** Minimum 26,000 lb GVW

### SHPE6000CH

**Capacity:** 6 cubic yards (10 feet 7 inches)

**Application:** Minimum 26,000 lb GVW

Bulk Salt	Bulk Sand	Bagged #1 Rock Salt	50 / 50 Salt / Sand
✓	✓	✓	✓

# 2.5-3 CU. YD. MID-SIZE SPREADERS

**14-1/2 Inch Pintle Chain Feed with 1/4 Inch Crossbars**



1400465SSE shown

## COMMON FEATURES

**Spread Range:** 2-30 feet

**Feed Mechanism:** 14-1/2 inch wide conveyor chain with 1/4 inch crossbars

**Motor: Gas:** 10-1/2 HP gas engine

**Electric:** Two 12V gear motors (3/4 HP for chain and 1/2 HP for spinner)

**Hydraulic:** Two independent hydraulic motors

**Construction:** 304 stainless steel hopper

**Application:** Minimum 13,000 lb GVW

**Additional Features:**

- 4 hinged top screens, 1/4 inch bars
- Inverted V installed
- Spinner chute has two adjustable internal baffles
- Adjustable feedgate
- 18 inch poly spinner disc

## CONTROLLERS

### Electric Model Controller

- Variable speed control for auger / conveyor and spinner

3016934



### Gas Model Controller

- Automatic choke
- Electric clutch
- In-cab throttle with hold
- Material "blast" function
- Built-in circuit breaker

3010390



*Hydraulic systems controller sold separately*





1400460SSH shown

## CHAIN MODELS

**2.5 cubic yards**  
8 feet

**1400455SS**  
Gas Model

**1400455SSE**  
Electric Model

**1400455SSH**  
Hydraulic Model

**2.75 cubic yards**  
9 feet

**1400460SS**  
Gas Model

**1400460SSE**  
Electric Model

**1400460SSH**  
Hydraulic Model

**3 cubic yards**  
10 feet

**1400465SS**  
Gas Model

**1400465SSE**  
Electric Model

**1400465SSH**  
Hydraulic Model

**Bulk  
Salt**



**Bulk  
Sand**



**Bagged #1  
Rock Salt**



**50 / 50  
Salt / Sand**



## OPTIONAL ACCESSORIES

**Mid-Size Spreader Stands** (see pg. 28 for details)



PART NO.	DESCRIPTION
<b>3037145</b>	Spreader Stand, 8ft., Black Powder Coat

*Additional Mid-Size Spreader Stands on pg. 28*

**Pre-Wet Systems** (see pg. 52 for details)



LS7 Pre-Wet System

PART NO.	DESCRIPTION
<b>LS7</b>	Electric 30 Gallon Tank System
<b>LS8</b>	Electric (2) 30 Gallon Tank System
<b>LS8H</b>	Hydraulic (2) 30 Gallon Tank System

# 3.5-5.5 CU. YD. MID-SIZE SPREADERS

5-1/4 Inch Auger or 14-1/2 Inch Pintle Chain Feed with 1/4 Inch Crossbars



1400475SS shown with optional LS1 and 88911445

## COMMON FEATURES

<b>Spread Range:</b>	2-30 feet
<b>Feed Mechanism:</b>	14-1/2 inch wide conveyor chain with 1/4 inch crossbars
<b>Motor:</b>	<b>Gas:</b> 10-1/2 HP gas engine <b>Electric:</b> Two 12V gear motors (3/4 HP for chain and 1/2 HP for spinner) <b>Hydraulic:</b> Two independent hydraulic motors
<b>Construction:</b>	304 stainless steel hopper
<b>Additional Features:</b>	<ul style="list-style-type: none"><li>• 4 hinged top screens, 1/4 inch bars</li><li>• Stainless steel inverted V</li><li>• Spinner chute has two adjustable internal baffles</li><li>• Adjustable feedgate</li><li>• Bolt-on spinner housing</li><li>• 18 inch poly spinner disc</li></ul>

## CONTROLLERS

### Electric Model Controller

- Variable speed control for auger / conveyor and spinner

3016934



### Gas Model Controller

- Automatic choke
- Electric clutch
- In-cab throttle with hold
- Material "blast" function
- Built-in circuit breaker

3010390



Hydraulic systems controller sold separately



## AUGER MODELS — 5-1/4 inch variable pitch auger

<b>3.5 cubic yards</b> 8 feet Minimum 15,000 lb GVW	<b>1470475SSE</b> <i>Electric Model</i> <b>1470475SSH</b> <i>Hydraulic Model</i>	<b>4 cubic yards</b> 9 feet Minimum 15,000 lb GVW	<b>1470500SSE</b> <i>Electric Model</i> <b>1470500SSH</b> <i>Hydraulic Model</i>
<b>4.5 cubic yards</b> 10 feet Minimum 17,500 lb GVW	<b>1470550SSE</b> <i>Electric Model</i> <b>1470550SSH</b> <i>Hydraulic Model</i>	<b>5 cubic yards</b> 9 feet Minimum 19,500 lb GVW	<b>1470505SSE</b> <i>Electric Model</i> <b>1470505SSH</b> <i>Hydraulic Model</i>
<b>5.5 cubic yards</b> 10 feet Minimum 19,500 lb GVW	<b>1470560SSE</b> <i>Electric Model</i> <b>1470560SSH</b> <i>Hydraulic Model</i>		

Bulk Salt	Bulk Sand	Bagged #1 Rock Salt	50 / 50 Salt / Sand
✓		✓	✓

## CHAIN MODELS — 14-1/2 inch wide conveyor chain with 1/4 inch crossbars

<b>3.5 cubic yards</b> 8 feet Minimum 15,000 lb GVW	<b>1400475SS</b> <i>Gas Model</i> <b>1400475SSE</b> <i>Electric Model</i> <b>1400475SSH</b> <i>Hydraulic Model</i>	<b>4 cubic yards</b> 9 feet Minimum 15,000 lb GVW	<b>1400500SS</b> <i>Gas Model</i> <b>1400500SSE</b> <i>Electric Model</i> <b>1400500SSH</b> <i>Hydraulic Model</i>
<b>4.5 cubic yards</b> 10 feet Minimum 17,500 lb GVW	<b>1400550SS</b> <i>Gas Model</i> <b>1400550SSE</b> <i>Electric Model</i> <b>1400550SSH</b> <i>Hydraulic Model</i>	<b>5 cubic yards</b> 9 feet Minimum 19,500 lb GVW	<b>1400505SS</b> <i>Gas Model</i> <b>1400505SSE</b> <i>Electric Model</i> <b>1400505SSH</b> <i>Hydraulic Model</i>
<b>5.5 cubic yards</b> 10 feet Minimum 19,500 lb GVW	<b>1400560SS</b> <i>Gas Model</i> <b>1400560SSE</b> <i>Electric Model</i> <b>1400560SSH</b> <i>Hydraulic Model</i>		

Bulk Salt	Bulk Sand	Bagged #1 Rock Salt	50 / 50 Salt / Sand
✓	✓	✓	✓

## OPTIONAL ACCESSORIES

**Mid-Size Spreader Stands** (see pg. 28 for details)



1470475SSE shown with optional spreader stand 3037145

PART NO.	DESCRIPTION
<b>3037145</b>	Spreader Stand, 8ft., Black Powder Coat

Additional Mid-Size Spreader Stands on pg. 28

**Pre-Wet Systems** (see pg. 52 and 53 for details)



LS4 Pre-Wet System



LS1 Pre-Wet System

PART NO.	DESCRIPTION
<b>LS4</b>	(1) Electric 105 Gallon Tank System
<b>LS5</b>	(2) Electric 105 Gallon Tank System
<b>LS1</b>	(1) Electric 55 Gallon Tank System
<b>LS3</b>	(2) Electric 55 Gallon Tank System

# MID-SIZE SPREADERS ACCESSORIES

## Spreader Stands



3037294 shown

- Available in black powder-coated or hot-dipped galvanized steel
- Simplifies loading, unloading and storage of your mid-size SaltDogg® spreader
- Adjustable legs to accommodate your bed height
- Built-in rollers make loading and unloading your spreader simple and smooth
- Sturdy 1/4 in. structural steel tubing for durability



Built-In Rollers for smooth unloading



Adjustable legs to accommodate your bed height

PART NO.	DESCRIPTION
3037145	Spreader Stand, 8ft., Black Powder-Coated
3037146	Spreader Stand, 8ft., Galvanized
3037294	Spreader Stand, 9ft.-10ft., Black Powder-Coated
3037295	Spreader Stand, 9ft.-10ft., Galvanized
3046442*	Spreader Stand, 8ft.-10ft., Stainless Steel


## Spreader Control Kit



- 3 function controller with LED display: spinner, auger-conveyor, electric pre-wet
- Enclosed proportional valves
- Adjustable 1-30 second material blast
- Wire harness
- Garmin™ GPS plug-in antenna (sold separately)

PART NO.	DESCRIPTION
HV715EPG	Elec-Hyd Spreader Control Kit, 7 GPM Spinner / 15 GPM Auger-Conveyor

## Ratchet Straps



PART NO.	DESCRIPTION
1496505	Nylon Ratchet Strap Mounting Kit (4 Straps to a Set)

## Cab Guard



PART NO.	DESCRIPTION
1497051	Cab Guard, Stainless Steel (70" x 22" x 51"), for 3.5-5.0 cu. yd. Models

## Dump Body Tailgate Latch



3008560

- 3" structural steel channel
- 1.25" pins
- Black powder-coated finish or stainless steel

PART NO.	DESCRIPTION
3008560	Steel Dump Body Tailgate Lock Kit
3036588	Stainless Steel Dump Body Tailgate Lock Kit



# MID-SIZE SPREADERS **COMPARISON CHART**

PART NO.	CAPACITY CU. YDS.	POWER	HOPPER MATERIAL	SPREAD (FT)	MINIMUM GVW (LB)	FEED MECHANISM	DIMENSIONS (H X W X L)	WT. (LB)
<b>PRO3000*</b>	3.0	Electric	Poly	5-30	13,000	Auger	53" x 50" x 124"	895
<b>PRO3000CH*</b>	3.0	Electric	Poly	5-30	13,000	Chain	53" x 50" x 124"	1,095
<b>SHPE4000</b>	4.0	Electric	Poly	5-30	17,500	Auger	43.5" x 74" x 114.8"	895
<b>SHPE4000CH</b>	4.0	Electric	Poly	5-30	17,500	Chain	43.5" x 74" x 114.8"	895
<b>SHPE6000</b>	6.0	Electric	Poly	5-30	26,000	Auger	57" x 77" x 133.5"	1,134
<b>SHPE6000CH</b>	6.0	Electric	Poly	5-30	26,000	Chain	57" x 77" x 133.5"	1,134
<b>1400455SS</b>	2.5	Gas	Stainless Steel	2-30	13,000	Chain	38" x 58" x 96"	1,395
<b>1400455SE</b>	2.5	Electric	Stainless Steel	2-30	13,000	Chain	38" x 58" x 96"	1,335
<b>1400455SSH</b>	2.5	Hydraulic	Stainless Steel	2-30	13,000	Chain	38" x 58" x 96"	1,335
<b>1400460SS</b>	2.75	Gas	Stainless Steel	2-30	13,000	Chain	38" x 58" x 108"	1,460
<b>1400460SE</b>	2.75	Electric	Stainless Steel	2-30	13,000	Chain	38" x 58" x 108"	1,400
<b>1400460SSH</b>	2.75	Hydraulic	Stainless Steel	2-30	13,000	Chain	38" x 58" x 108"	1,400
<b>1400465SS</b>	3.0	Gas	Stainless Steel	2-30	13,000	Chain	38" x 58" x 120"	1,526
<b>1400465SE</b>	3.0	Electric	Stainless Steel	2-30	13,000	Chain	38" x 58" x 120"	1,466
<b>1400465SSH</b>	3.0	Hydraulic	Stainless Steel	2-30	13,000	Chain	38" x 58" x 120"	1,466
<b>1400475SS</b>	3.5	Gas	Stainless Steel	2-30	15,000	Chain	45.5" x 70" x 115.9"	1,470
<b>1400475SE</b>	3.5	Electric	Stainless Steel	2-30	15,000	Chain	45.5" x 70" x 115.9"	1,500
<b>1400475SSH</b>	3.5	Hydraulic	Stainless Steel	2-30	15,000	Chain	45.5" x 70" x 118.8"	1,405
<b>1400500SS</b>	4.0	Gas	Stainless Steel	2-30	15,000	Chain	45.5" x 70" x 127.9"	1,500
<b>1400500SE</b>	4.0	Electric	Stainless Steel	2-30	15,000	Chain	45.5" x 70" x 127.9"	1,500
<b>1400500SSH</b>	4.0	Hydraulic	Stainless Steel	2-30	15,000	Chain	45.5" x 70" x 130.0"	1,435
<b>1400550SS</b>	4.5	Gas	Stainless Steel	2-30	17,500	Chain	45.5" x 70" x 127.5"	1,560
<b>1400550SE</b>	4.5	Electric	Stainless Steel	2-30	17,500	Chain	45.5" x 70" x 120.9"	1,560
<b>1400550SSH</b>	4.5	Hydraulic	Stainless Steel	2-30	17,500	Chain	45.5" x 70" x 120.9"	1,500
<b>1400505SS</b>	5.0	Gas	Stainless Steel	2-30	19,500	Chain	57.5" x 70" x 138.9"	2,375
<b>1400505SE</b>	5.0	Electric	Stainless Steel	2-30	19,500	Chain	57.5" x 70" x 138.9"	1,975
<b>1400505SSH</b>	5.0	Hydraulic	Stainless Steel	2-30	19,500	Chain	57.5" x 70" x 141.8"	1,975
<b>1400560SS</b>	5.5	Gas	Stainless Steel	2-30	19,500	Chain	50.6" x 70" x 138.9"	1,620
<b>1400560SE</b>	5.5	Electric	Stainless Steel	2-30	19,500	Chain	50.6" x 70" x 138.9"	1,560
<b>1400560SSH</b>	5.5	Hydraulic	Stainless Steel	2-30	19,500	Chain	50.6" 70" 141.8"	1,560
<b>1470475SE</b>	3.5	Electric	Stainless Steel	2-30	15,000	Auger	45" x 70" x 127"	1,290
<b>1470475SSH</b>	3.5	Hydraulic	Stainless Steel	2-30	15,000	Auger	45" x 70" x 127"	1,290
<b>1470500SE</b>	4.0	Electric	Stainless Steel	2-30	15,000	Auger	45" x 70" x 127"	1,369
<b>1470500SSH</b>	4.0	Hydraulic	Stainless Steel	2-30	15,000	Auger	45" x 70" x 127"	1,369
<b>1470550SE</b>	4.5	Electric	Stainless Steel	2-30	17,500	Auger	45" x 70" x 139"	1,911
<b>1470550SSH</b>	4.5	Hydraulic	Stainless Steel	2-30	17,500	Auger	45" x 70" x 139"	1,911
<b>1470505SE</b>	5.0	Electric	Stainless Steel	2-30	19,500	Auger	50.4" x 70" x 127"	1,473
<b>1470505SSH</b>	5.0	Hydraulic	Stainless Steel	2-30	19,500	Auger	50.4" x 70" x 127"	1,473
<b>1470560SE</b>	5.5	Electric	Stainless Steel	2-30	19,500	Auger	50.4" x 70" x 139"	1,961
<b>1470560SSH</b>	5.5	Hydraulic	Stainless Steel	2-30	19,500	Auger	50.4" x 70" x 139"	1,961

# HYDRAULIC MUNICIPAL SPREADERS

**24 Inch Pintle Chain Feed with 3/8 Inch Crossbars**



*1406969SSH shown with optional spreader stand*

## COMMON FEATURES *See pg. 60 - 61 for full product listing*

**Capacity:** 6 - 20 cubic yards / 9 - 15 feet

**Application:** Minimum 26,000 lb GVW

**Spread Range:** 2-40 feet

**Feed Mechanism:** 24 inch wide conveyor with 3/8 inch crossbars

**Construction:** 304 stainless steel hopper

**Motor:** Two independent direct-drive hydraulic motors

**Additional Features:**

- Adjustable feedgate
- Choice of three gear box ratios: 50:1, 25:1, 6:1
- 2 inch drive shaft and bearings with 8-tooth sprockets
- 1-1/2 inch spring loaded idler shaft and bearings with 8-tooth sprockets
- Quick release hinged chute (no tools needed)
- Hinged top screens, 3/8 inch bars on 2-1/2 inch openings
- Stainless steel inverted V
- 20 inch poly spinner disc

## OPTIONS

- Stainless steel drag chain
- Belt over chain
- Speed sensing motors
- Front discharge
- Airport runway spinner assemblies
- Hopper tailgate for bulk unloading
- Galvanized or stainless steel top screens
- Rear hopper spoiler



# HYDRAULIC MUNICIPAL SPREADERS

**7 Inch Auger Feed or Dual 7 Inch Auger Feed**



Dual 7" Hard Faced Augers Option\*



High Torque Auger Motor



2" Auger Bearing



Optional Rubber Side Deflectors  
Part No. 1492144



1481256SSH shown with  
optional spreader stand

## COMMON FEATURES *See pg. 61 for full product listing*

**Capacity:** 7 - 10 cubic yards /10 - 14 feet

**Application:** Minimum 26,000 lb GVW

**Spread Range:** 2-30 feet

**Feed Mechanism:** Single 7 inch diameter, variable-pitch hard faced auger  
Dual 7 inch diameter, variable-pitch hard faced augers

**Construction:** 304 stainless steel hopper

**Motor:** Two independent, direct-drive hydraulic motors

**Additional Features:**

- Adjustable height spinner chute
- Hinged top screens with 4 inch peak, 3/8 inch bars on 2-1/2 inch openings
- Quick release hinged chute (no tools needed)
- Stainless steel inverted V
- 18 inch poly spinner disc

## OPTIONS

- Dual augers
- Tilt up spinner chute
- Stainless steel top screens
- Speed sensing motors
- Slurry tube
- Rear hopper spoiler
- Stainless steel front spill shield

# ELECTRIC MUNICIPAL SPREADERS

**24 Inch Pintle Chain Feed with 1/4 Inch Crossbars**



*1490757SSE shown with optional  
3027468 spreader stand, 8891168  
lightbar, and LS5 Pre-Wet System*

## COMMON FEATURES *See pg. 61 for full product listing*

**Capacity:** 7 - 10 cubic yards /10 - 14 feet/

**Application:** Minimum 26,000 lb GVW

**Spread Range:** 2-30 feet

**Feed Mechanism:** 24 inch wide conveyor with 1/4 inch crossbars

**Construction:** 304 stainless steel hopper

**Motor:** 12V-powered electric drive with independent conveyor and spinner motors

**Additional Features:**

- Quick release hinged chute
- Hinged top screens
- Stainless steel inverted V
- 20 inch poly spinner disc

## CONTROLLER

Variable speed controller

- Independent auger / conveyor and spinner control
- Vibrator control



3016934

## OPTIONS

- Stainless steel drag chain
- Belt over chain
- Stainless steel top screens
- Hopper tailgate for bulk unloading



# MUNICIPAL SPREADER OPTIONS AND ACCESSORIES

## Spreader Stands



PART NO.	DESCRIPTION
3025885	Spreader Stand, 10ft.-11ft., Black Power-Coated
3025886	Spreader Stand, 12ft.-13ft., Black Power-Coated
3025887	Spreader Stand, 14ft.-15ft., Black Power-Coated
3038267	Spreader Stand, 9ft., Galvanized
3027468	Spreader Stand, 10ft.-11ft., Galvanized
3027469	Spreader Stand, 12ft.-13ft., Galvanized
3027470	Spreader Stand, 14ft.-15ft., Galvanized
3038266	Spreader Stand, 9ft., Black Powder-Coated
3037102	Spreader Stand 10ft.-11ft., Stainless Steel
3037145	Spreader Stand, 8ft., Black Power-Coated
3037146	Spreader Stand, 8ft., Galvanized
3037294	Spreader Stand, 9ft.-10ft., Black Powder-Coated
3037295	Spreader Stand, 9ft.-10ft., Galvanized

## Dump Body Tailgate Lock Kits



- 3" structural steel channel
- 1.25" pins
- Black powder-coated finish or stainless steel

3008560

PART NO.	DESCRIPTION
3008560	Steel Dump Body Tailgate Lock Kit
3036588	Stainless Steel Dump Body Tailgate Lock Kit

## 30 Gallon 6 Function Central Hydraulic System



- In-cab controllers
- Full color TFT-LCD touchscreen display
- High quality 304 stainless steel reservoir stands up to salt and weather

PART NO.	DESCRIPTION
6383060	30 Gallon 6 Function Central Hydraulic System without GPS
6383061	30 Gallon 6 Function Central Hydraulic System with GPS

## Remote Grease Kit & Chain Lubricator Kit



3020624 (Remote Grease Kit)




3020625 (Stainless Steel Chain Lubricator Kit)

PART NO.	DESCRIPTION
3020624	Remote Grease Kit, 3-Point
3020625	Chain Lubricator Kit, Stainless Steel

## Spreader Full Size Ladder & Spill Shield



3022060



3022963

PART NO.	DESCRIPTION
3022060	Folding Stainless Steel Spreader Ladder, Full Size
3022963	12" Front Spill Shield/Cab Shield

## Spreader Chute Accessories



3026067 (Lane Changing Chute)



3020626 (Crank)

PART NO.	DESCRIPTION
3020626	Crank Up Chute Kit
3026067	12V Powered Lane Changing Chute, In-Cab Controls with Gas Spring Flip-Up
3020704	16" Chute Extension, Stainless Steel for Taller Mounting Heights

## Pre-Wet Systems (see pg. 53 and 54 for details)



LS4H (Mounted on 1490757SSE)



LS10 (Mounted on 1451057SSH)

PART NO.	DESCRIPTION
LS4/LS4H	Electric or Hydraulic 105 Gallon Tank System
LS5/LS5H	Electric or Hydraulic (2) 105 Gallon Tank System
LS10/LS10H	Electric or Hydraulic (2) 400 Gallon Tank System



# MDS SERIES: MEDIUM DUTY DUMP SPREADER FOR CLASS 4 - 7 TRUCKS

**14-1/2 Inch Conveyor Chain Feed with 1/4 Inch Crossbars**



## **COMMON FEATURES** See pg. 61 for full product listing

---

**Capacity:** 3 - 4 cubic yards / 9 - 11 feet/

---

**Application:** Class 4 -7 trucks

---

**Spread Range:** 2-30 feet

---

**Feed Mechanism:** 14-1/2 inch wide conveyor with 1/4 inch crossbars

---

**Power Source:** Available with electric or hydraulic drive  
(Electric option eliminates need for central hydraulic system)

---

**Construction:** 304 stainless steel hopper

---

**Additional Features:**

- LED DOT truck lights
- Under chain floor pan
- Conveyor cover plate
- Full length subframe
- Easy electrically actuated rear lower tailgate latch
- Fully boxed dirt shedding top rails
- Side board pockets



# HIGHLIGHTS



Cross member-free design makes the unit easy to clean with a low center of gravity that reduces strain on the vehicle



A high speed conveyor chain feed, 14-1/2" wide conveyor with 1/4" bars



Double-acting Mailhot® nitrided cylinder for powerful and reliable lifting and lowering



Removable spinner assembly for easy switch between spreader and dump applications

## AVAILABLE OPTIONS

- Cab Shield: 1/4 or Half
- Top Screens
- Tarp Systems

- Pre-Wet (LS15, LS15H)
- Central Hydraulics
- 72" Truck Box



*Shown with optional DTR tarp kit*



*Cab shield 9331018*



*Shown with 72" truck box 1751651*



*Integrated pre-wet system with LS15 (twin 80 gallon tanks)*

# MDS SERIES: MUNICIPAL DUMP SPREADER FOR CLASS 8 TRUCKS

**30-1/2 Inch Conveyor Chain Feed or Dual 7 Inch Auger**



## COMMON FEATURES *See pg. 62 for full product listing*

---

**Capacity:** 6.4 - 11.2 cubic yards / 9 - 15 feet/

---

**Application:** Minimum 26,000 lb GVW

---

**Spread Range:** 2-40 feet

---

**Feed Mechanism:** 30-1/2 inch wide conveyor with 1/2 inch crossbars  
or dual 7 inch auger drive

---

**Construction:** 304 stainless steel hopper

---

**Additional Features:**

- Removable conveyor cover plate
- Twin air cylinder tailgate latch
- LED DOT truck lights and rear strobes



# HIGHLIGHTS



Unique, roll-formed sides and cross member-less design



"Hex flow" chute and 24 inch spinner with adjustable baffles for optimal spread pattern



Mailhot® multi-stage, double-acting, nitrated cylinder, trunnion-mounted hoist



Dual air tailgate cylinders standard

## AVAILABLE OPTIONS



Cab shield with Tarp System

- Cab Shield: Half or Full Length
- Ladder
- Top Screens
- Electric Tarp
- Under Chain Floor Pan
- Front Discharge

- Anti-Ice
- Central Hydraulics
- Full Length Fenders
- Pre-Wet Systems:  
(LS11, LS11H, LS12, LS12H)



Ladder shown extended down



30.25" wide conveyor with 1/2" bars

OR



Dual 7" auger drive



LS11 (MDS Mount two, 160 gal.)



LS12 (Behind Cab Mount 120 gal.)

# UNDER TAILGATE SPREADERS

**9 Inch Auger / 6 Inch Auger with 3/8 Inch Flighting**



92420SSA shown

## COMMON FEATURES *See pg. 62 for full product listing*

**Application:** 96 inch wide dump bodies (electric models for trucks without central hydraulics)

**Construction:** 304 stainless steel (6 inch auger hydraulic models available in orange powder-coated steel)

**Additional Feature:** Auger screen



Heavy Duty 9 inch Dia. Auger for 92450SSA and 92452SSA  
6 inch Dia. Auger for all other models



UTS Auger Screen Included



92451SS Optional Berm Chute  
For heavy duty 9 inch auger model  
(92450SSA / 92452SSA)



## HEAVY DUTY HYDRAULIC — 9 INCH AUGER — Standard discharge only

- Spread Range:** 2-40 feet
- Feed Mechanism:** 9 inch auger with 3/8 inch flighting
- Motor:** Direct drive, hydraulic drive auger
- Features:** Reversible driver or passenger side discharge  
Hinged full-length trough for easy clean out  
Hydraulic safety lockout system  
Anti-flow plate  
Material can be discharged to either side; DS for spinner, PS for optional berm chute
- Includes:** 18 inch poly spinner disc



Bulk Salt	Bulk Sand	3/8 Inch Gravel	50 / 50 Salt / Sand
✓	✓	✓	✓

Optional berm chute shown above (92451SS)  
Optional stainless steel spill shield (924F0106SS)  
and stainless steel spill shield pair (924F0106SSPR)

## HYDRAULIC — 6 INCH AUGER — Available with standard, center, left, and dual discharge

- Spread Range:** 2-40 feet
- Feed Mechanism:** 6 inch auger with 3/8 inch flighting
- Motor:** Independent direct drive hydraulic auger and spinner motors
- Features:** Sealed, self-aligning 1-1/4 inch diameter bearing with grease fitting  
Low-speed, high-torque orbital motors  
Hydraulic safety lockout system  
Bottom cover allows for easy access to entire auger assembly and one-person cleanout
- Includes:** 18 inch poly spinner disc




Bulk Salt	Bulk Sand	3/8 Inch Gravel	50 / 50 Salt / Sand
✓	✓		✓

Optional hard face flighting  
Optional speed sensing motors  
Optional powder coated spill shields (924F0106PR)  
Optional stainless steel spill shields (924F0206SSPR)

## ELECTRIC — 6 INCH AUGER — Available with standard discharge or center discharge

- Spread Range:** 2-25 feet
- Feed Mechanism:** 6 inch auger with 3/8 inch flighting
- Motor:** Two 12V direct drive motors (3/4 HP for auger, 1/2 HP for spinner)
- Features:** Bottom cover allows for easy access to entire auger assembly and one-person cleanout  
Sealed, self-aligning 1-1/4" diameter bearings with grease fittings
- Includes:** Stainless steel dump body mounting plates, 18 inch poly spinner disc
- Controller:** In-cab closed-loop controller with independent auger and spinner speeds, and vibrator control



3016934

Bulk Salt	Bulk Sand	3/8 Inch Gravel	50 / 50 Salt / Sand
✓	✓		✓

Optional stainless steel spill shields (924F0106SSPR)

# REPLACEMENT TAILGATE SPREADERS

**6 Inch Auger Feed**



## STANDARD FEATURES AND ACCESSORIES *See pg. 62 for full product listing*

- Anti-flow plate
- 18 inch poly spinner
- Mounting kit to fit multiple dump body configurations
- 304 stainless steel body



5" Dia. Auger and mixing tines (535000)



6" Dia. Auger and Screen (9035100)



## ELECTRIC — Available with center and driver side discharge

- Spread Range:** 2-25 feet  
**Feed Mechanism:** 6 inch auger with 3/8 inch flighting  
**Application:** Fits in place of tailgate on 1 ton / super duty dump body  
**Motor:** Independent variable speeds for the auger and spinner  
**Additional Features:** Hinged, full-length trough for easy clean out  
**Controller:** In-cab closed-loop controller with independent auger and spinner speeds, and vibrator control



9035100

3016934  
Heavy Duty Variable Speed Controller

Bulk Salt	Bulk Sand	3/8 Inch Gravel	50 / 50 Salt / Sand
✓	✓		✓

## HYDRAULIC — Available with center and driver side discharge

- Spread Range:** 2-25 feet  
**Feed Mechanism:** 6 inch auger with 3/8 inch flighting  
**Application:** Fits in place of tailgate on 1 ton / super duty dump body  
**Motor:** Auger and spinner powered by independent hydraulic motors  
**Additional Features:** Hinged, full-length trough for easy clean out



9035102

Bulk Salt	Bulk Sand	3/8 Inch Gravel	50 / 50 Salt / Sand
✓	✓		✓

## DUMPERDOGG® ELECTRIC — Center discharge

- Spread Range:** 2-20 feet  
**Feed Mechanism:** 5 inch auger with mixing tines  
**Application:** Fits in place of DumperDogg® tailgate  
**Motor:** Two 12V direct drive motors (3/4 HP for auger, 1/2 HP for spinner)  
**Additional Features:** Auger (5 inch O.D. x 2.4 inch I.D. x 20 inch L) with mixing tines  
 Hinged 18 inch poly spinner



3016934  
Heavy Duty Variable Speed Controller

Bulk Salt	Bulk Sand	3/8 Inch Gravel	50 / 50 Salt / Sand
✓	✓		✓

# HYDRAULIC **ANTI-ICE** SYSTEMS

**Powered by 235 GPM Hydraulic Pumps with an Oil Requirement of 0-11 GPM**

*Intended for use with existing hydraulic systems (see page 48 for valve and control options).*



6192716 shown above

## HYDRAULIC SYSTEM FEATURES

### **UV Stabilized, High Density Polyethylene Tank**

Tanks include internal baffling to help minimize "sloshing" for better vehicle control.

### **Included Powder-Coated Leg Frame Stand**

For easy loading and unloading from the truck and convenient off-season storage.

### **Stainless Steel Spray Bar**

One or three lane liquid coverage.

### **Clip-On Spray Nozzles with Adjustable Angle**

Nozzles adjust to apply proper surface coverage and are removable for easy cleaning and maintenance.

### **Manifold-Type Fittings**

Built with glass-injected polypropylene to support leak-free connections and easy service.

### **NEW Self Loading & Emptying Pump**

Utilize the pump of the system to load and empty tank.





6192736 shown above

## Systems NOT Intended for Use with a Ground Speed Oriented Controller

The systems below **DO NOT include a liquid flow meter** and are not compatible with ground speed oriented controllers. These systems control liquid application manually via a proportional hydraulic valve that is plumbed into a vehicle's existing hydraulic system.

If the vehicle's current hydraulic system does not have a proportional control valve, Buyers Products offers part number **LSV12** Proportional Liquid Spray Valve as a retro-fit. Buyers Products part number **WSE1** In-Cab Controller is recommended to electronically operate the valve from the cab in order complete the system.

(Valve and controller sold separately, see page 48 for details)

PART NO.	TANK SIZE (GALLONS)	FLOW RATE	SPRAY BAR
<b>6192710</b>	1065	235 GPM	1 Lane Stainless
<b>6192715</b>	1065	235 GPM	3 Lane Stainless
<b>6192730</b>	1750	235 GPM	1 Lane Stainless
<b>6192735</b>	1750	235 GPM	3 Lane Stainless

## Systems Intended for Use with a Ground Speed Oriented Controller *(Controllers Sold Separately)*

The systems below **include a liquid flow meter** and are compatible with any ground speed oriented controller. Please note that **controllers are NOT included** in these kits and must be purchased separately.

Buyers Products offers the **9021000 Micro-Trak® Roadmaster™ controller**. It offers precise and automatic liquid application, and features a GPS ground speed sensor.

(Controller sold separately, see page 48 for details)

PART NO.	TANK SIZE (GALLONS)	FLOW RATE	SPRAY BAR
<b>6192711</b>	1065	235 GPM	1 Lane Stainless
<b>6192716</b>	1065	235 GPM	3 Lane Stainless
<b>6192731</b>	1750	235 GPM	1 Lane Stainless
<b>6192736</b>	1750	235 GPM	3 Lane Stainless

# GAS **ANTI-ICE** SYSTEMS

Powered by Honda® Engines: 5 HP for 185 GPM Systems/2.8 HP for 25 GPM Systems



*6191121 shown above with included leg stand*

## GAS SYSTEM FEATURES

### **UV Stabilized, High Density Polyethylene Tank**

1,065 and 1,750 gallon tanks include internal baffling to help minimize "sloshing" for better vehicle control.

### **Included Powder-Coated Leg Frame Stand**

For easy loading and unloading from the truck and convenient off-season storage.

### **Stainless Steel or PVC Spray Bar**

One or three lane liquid coverage.

### **Clip-On Spray Nozzles with Adjustable Angle**

Nozzles adjust to apply proper surface coverage and are removable for easy cleaning and maintenance.

**No hitch receiver? No problem. See page 49 for a PVC Spray Bar Auxiliary Mounting Kit.**

### **Manifold-Type Fittings**

Built with glass-injected polypropylene to support leak-free connections and easy service.

### **NEW Self Loading & Emptying Pump**

Utilize the pump of the system to load and empty tank.





6191121 shown above with optional 3039076 hose reel and spray gun kit

## Manual Systems

Include a momentary switch to manually adjust flow-rate



3014187 "Switch" &  
3014188 "Bracket"

PART NO.	TANK SIZE (GALLONS)	FLOW RATE	SPRAY BAR
6191120	550	25 GPM	1 Lane PVC
6191610	1065	185 GPM	1 Lane Stainless
6191615	1065	185 GPM	3 Lane Stainless
6191630	1750	185 GPM	1 Lane Stainless
6191635	1750	185 GPM	3 Lane Stainless

## Systems Intended for Use with a Ground Speed Oriented Controller (Controllers Sold Separately)

The systems below **include a liquid flow meter** and are compatible with any ground speed oriented controller. Please note that **controllers are NOT included** in these kits and must be purchased separately.

Buyers Products offers the **9021000 Micro-Trak® Roadmaster™ controller**. It offers precise and automatic liquid application, and features a GPS ground speed sensor.

(Controller sold separately, see page 48 for details)

PART NO.	TANK SIZE (GALLONS)	FLOW RATE	SPRAY BAR
6191121†	550	25 GPM	1 Lane PVC
6191611	1065	185 GPM	1 Lane Stainless
6191616	1065	185 GPM	3 Lane Stainless
6191631	1750	185 GPM	1 Lane Stainless
6191636	1750	185 GPM	3 Lane Stainless

†Comes with an "OPEN/CLOSE" Switch, all other automatic gas systems do not.

# ELECTRIC **ANTI-ICE** SYSTEMS

Powered by a 12V, 18 Amp, 6 GPM Electric Pump



*6190120 shown above  
with optional 3039076 hose reel and spray gun kit*

## ELECTRIC STANDARD FEATURES

### **UV Stabilized, High Density Polyethylene Tank**

For reliable, corrosion resistant brine storage.

### **Hitch-Mounted Electric Pump and PVC Spray Bar**

Easily remove pump enclosure and spray bar when not in use.

**No hitch receiver? No problem. See page 49 for a PVC Spray Bar Auxiliary Mounting Kit.**

### **Clip-On Spray Nozzles with Adjustable Angle**

Nozzles adjust to apply proper surface coverage and are removable for easy cleaning and maintenance.

### **Electric Operation**

Quiet and easy to maintain. Ideal for most off-road applications.





6190160 shown above with  
optional 3039076 hose reel and spray gun kit



## Manual Systems Include an Electric "On/Off" Backlit Switch

Any flow rate adjustments must be made on electric pump valve.

PART NO.	TANK SIZE (GALLONS)	FLOW RATE	SPRAY BAR
<b>6190110*</b>	Tank Not Included	6 GPM	1 Lane PVC
<b>6190120*</b>	55	6 GPM	1 Lane PVC
<b>6190150</b>	210	6 GPM	1 Lane PVC
<b>6190160</b>	325	6 GPM	1 Lane PVC
<b>6190170</b>	550	6 GPM	1 Lane PVC

## Controller

Standard On/Off Backlit Switch



- Backlit switch turns pump on/off for simple operation.

6391001

# OPTIONS

## MICRO-TRAK® ROADMASTER™ (Sold Separately)



9021000

- Set application rate and go! System uses ground speed (based off GPS) to determine appropriate liquid application
- High contrast Liquid Crystal Display with large easy-to-read numbers
- Heavy-duty rotary switch for quick function selection
- Includes Garmin® Astro™ 5 GPS Ground Speed Sensor
- 3 integrated boom section on/off switches
- Blast button for quick blast of liquid
- Keylock lockout switch allows supervisor to prevent unauthorized changes to calibration settings or data counters
- Includes all needed mounting hardware
- **VRA/AVL Communications:** Variable Rate Application capability allows rate control or data logging via external device

PART NO.	DESCRIPTION
----------	-------------

9021000	Micro-Trak® Roadmaster™
---------	-------------------------

## 5-SWITCH PREWIRED PANEL (Sold Separately)



3034457

- Allows left, center, and right boom sections to be controlled independently
- Includes a master on/off switch and 2 additional auxiliary switches
- **For use with manual hydraulic and gas systems**

PART NO.	DESCRIPTION
----------	-------------

3034457	5-Switch Prewired Panel
---------	-------------------------

## PROPORTIONAL CONTROL VALVE AND ELECTRIC IN-CAB CONTROLLER FOR HYDRAULIC SYSTEMS

If the vehicle's current hydraulic system does not have a proportional control valve, Buyers Products offers part number **LSV12** Proportional Liquid Spray Valve as a retro-fit. Additionally, the Buyers Products part number **WSE1** In-Cab Controller is recommended to electronically operate the valve from the cab in order complete the system.



LSV12



WSE1

PART NO.	DESCRIPTION
----------	-------------

LSV12	Proportional Liquid Spray Valve
-------	---------------------------------

PART NO.	DESCRIPTION
----------	-------------

WSE1	SaltDogg® Liquid Spray System Controller
------	--



## HOSE REEL KITS

**NEW**



3035046

### For Larger Volume Systems

- 50 ft hose on spring-loaded, retractable reel
- Includes gun and adjustable nozzle
- Includes hardware needed to plumb to hydraulic and gas systems
- **Works with all 1-3 lane stainless steel spray bar systems**

PART NO.	DESCRIPTION
3035046	Hose Reel Kit for Larger Volume Systems



3039076

### For Smaller Volume Systems

- 50 ft hose on spring-loaded, retractable reel
- Includes gun and adjustable nozzle
- **For use with 550 gallon gas and all electric pickup systems** (6191120, 6191121, 6190110, 6190120 6190150, 6190160, and 6190170)

PART NO.	DESCRIPTION
3039076	Hose Reel Kit for Smaller Volume Systems

## 3-WAY LOADING VALVE



3038494

- Allows the tank to be filled through the bottom output port

PART NO.	DESCRIPTION
3038494	3-Way Loading Valve

## PVC SPRAY BAR AUXILIARY MOUNTING KIT



3038505

- Allows 1 lane PVC spray bar to be mounted on frame without using the vehicle receiver tube
- Mounting hardware included
- For use with 6191120, 6191121

PART NO.	DESCRIPTION
3038505	PVC Spray Bar Auxiliary Mounting Kit

# WALK BEHIND / TOW BEHIND SPREADERS

## WALK BEHIND BROADCAST SPREADERS

### WB155BG

Black Powder-Coated Steel Frame

### WB255BG

Stainless Steel Frame

#### Winter Use

Bulk Salt	Ice Melt	Bagged #1 Rock Salt
-----------	----------	---------------------

✓	✓	✓
---	---	---

#### All Season Use

Feed	Seed	Fertilizer
------	------	------------

✓	✓	✓
---	---	---

- 1.5 cubic feet
- 24 foot spread
- Enclosed gear box
- Black powder-coated steel frame (WB155BG)
- Stainless steel frame (WB255BG)
- Included rain cover
- Bulk flow gate to handle bulk material
- See additional specs on page 63



Large single flow gate for bulk & bagged material (WB155BG, WB255BG)

## WALK BEHIND DROP SPREADER

### WB400

Stainless Steel Main Frame

#### Winter Use

Bulk Salt	Ice Melt	Bagged #1 Rock Salt
-----------	----------	---------------------

✓	✓	✓
---	---	---

- 2.5 cubic feet
- 44 inch wide drop spread
- Ideal for sidewalks and places with sensitive vegetation
- Stainless steel trough
- Includes rain cover
- See additional specs on page 63



## TOW BEHIND BROADCAST SPREADER

### TB150BG

Black Powder Coated Steel Frame

#### Winter Use

Bulk Salt	Ice Melt	Bagged #1 Rock Salt
-----------	----------	---------------------

✓	✓	✓
---	---	---

#### All Season Use

Feed	Seed	Fertilizer
------	------	------------

✓	✓	✓
---	---	---

- 1.5 cubic feet
- 24 foot spread
- For year-round use
- Enclosed gear box
- Black powder-coated steel frame
- Comes with a tow-bar for small tractors, utility vehicles and ATVs
- Bulk flow gate to handle bulk material
- See additional specs on page 63





# ATV / UTV SPREADERS

## ATV ALL PURPOSE SPREADER

### ATVS100

Horizontal Mount

#### Winter Use

Bulk Salt	Ice Melt	Bagged #1 Rock Salt
	✓	✓

#### All Season Use

Feed	Seed	Fertilizer
✓	✓	✓

- 12.5 gallon capacity
- Spread width up to 25 feet
- Adjustable shut-off gate
- Spreads dry free-flowing materials
- See additional specs on page 63



Handle-mounted switch



## ATV ALL PURPOSE SPREADER

### ATVS15A

Vertical Mount

#### Winter Use

Bulk Salt	Ice Melt	Bagged #1 Rock Salt
	✓	✓

#### All Season Use

Feed	Seed	Fertilizer
✓	✓	✓

- 15 gallon capacity
- Quick detachable mounting bracket
- Spread width up to 30 feet
- Adjustable shut-off gate
- 8-1/2 foot power cable with ON/OFF switch
- 12V, 5 AMP
- Gravity feed
- Spreads dry free-flowing materials
- See additional specs on page 63



Handle-mounted switch



## UTV ALL PURPOSE SPREADER

### UTVS16

Receiver Mount

#### Winter Use

Bulk Salt	Ice Melt	Bagged #1 Rock Salt
	✓	✓

#### All Season Use

Feed	Seed	Fertilizer
✓	✓	✓

- 15 gallon capacity
- 2 inch receiver mount
- Quickly detaches from hitch mount
- Spread width up to 30 feet
- Adjustable shut-off gate
- 8-1/2 inch power cable with ON/OFF switch
- 12V, 5 AMP
- Gravity feed
- Spreads dry free-flowing materials
- See additional specs on page 63



Handle-mounted switch

## POLY SALT BOXES

- Durable, corrosion-free construction
- Double panel sloped lid with integral hasp
- Hand holds for ease of carrying
- Fork lift slots
- Stackable (9031100)
- 9031100: 36"W x 24"D x 30"H
- 9031105: 36"W x 24"D x 20"H (Ships UPS)
- 9031110: Salt Scoop



9031110

# PRE-WET SYSTEMS

## 30 GALLON TANK, V-BOX MOUNTED SYSTEMS

### System Includes

- Tank(s) with:
    - Stainless steel mounting bracket and hardware
    - Tie down strap(s) (for mounting)
  - All needed hoses, fittings, valves, and clamps
  - Pre-plumbed/pre-wired pump enclosure with:
    - 12V, 3 GPM diaphragm pump\*/ 4.5 GPM hydraulic pump\*\*
    - Proportional valve\*\*
    - Pressure switch (to activate low/high pressure buzzer)
  - Pre-Wet System Electric In-Cab Controller (WSE1\*/WSE75\*\*) with wiring harness
- \*Electric only, \*\*Hydraulic only*



LS6 (Mounted on SHPE1500)



LS7 (Mounted on 1400100SS)



WSE1 - Electric Controller



WSE75 - Hydraulic Controller

PART NO.	DESCRIPTION	DIMENSIONS (L X W X H)	PORTS	WT (LB)
LS6	Electric 30 Gallon Tank System, (Poly Spreaders)			
LS7	Electric 30 Gallon Tank System, (Steel / Stainless Spreaders)			
LS8	Electric (2) 30 Gallon Tank System, (Steel / Stainless Spreaders)			
LS8H	Hydraulic (2) 30 Gallon Tank System, (Steel / Stainless Spreaders)			
PART NO.	DESCRIPTION	DIMENSIONS (L X W X H)	PORTS	WT (LB)
3036808	Tank Only	48" x 13" x 15.5"	(2) 3/4" NPT Ports	116.4



## 55 GALLON TANK, V-BOX MOUNTED SYSTEMS

### System Includes

- Tank(s) with:
  - Stainless steel mounting bracket and hardware
  - Tie down strap(s) (for mounting)
- All needed hoses, fittings, valves, and clamps
- Pre-plumbed/pre-wired pump enclosure with:
  - 12V, 3 GPM diaphragm pump
  - Pressure switch (to activate low/high pressure buzzer)
- Pre-Wet System Electric In-Cab Controller (WSE1/WSE75) with wiring harness



WSE1 - Electric Controller

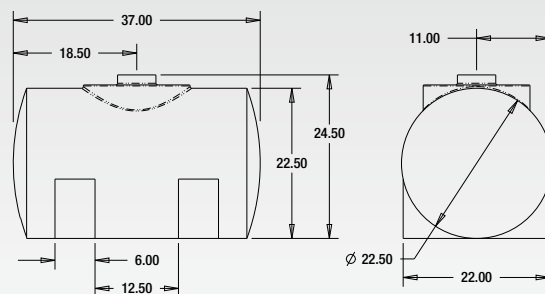
PART NO.	DESCRIPTION	DIMENSIONS (L X W X H)	PORTS	WT (LB)
LS1	Electric 55 Gallon Tank System			
LS3	Electric (2) 55 Gallon Tank System			
LS2	Electric System (No Tank Included)			
PART NO.	DESCRIPTION	DIMENSIONS (L X W X H)	PORTS	WT (LB)
WSE26	Tank Only	37" x 22" x 23"	3/4" NPT Port	51



LS1 & LS3 (3.5-5.0 cy V-Box Mount 55 gal.)



used on LS1 & LS3



## 60 GALLON TANK, V-BOX MOUNTED SYSTEMS

### System Includes

- Tank(s) with:
  - Stainless steel mounting bracket and hardware
  - Tie down strap(s) (for mounting)
- All needed hoses, fittings, valves, and clamps
- Pre-plumbed/pre-wired pump enclosure with:
  - 12V, 3 GPM diaphragm pump
  - Pressure switch (to activate low/high pressure buzzer)
- Pre-Wet System Electric In-Cab Controller (WSE1) with wiring harness



WSE1 - Electric Controller

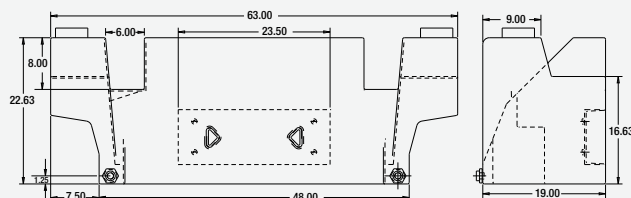
PART NO.	DESCRIPTION	DIMENSIONS (L X W X H)	PORTS	WT (LB)
LS13	Electric 60 Gallon Tank System for PRO2000 and PRO2500 Series			
LS14	Electric 60 Gallon Tank System for SHPE2000 (2018+ Models)			
PART NO.	DESCRIPTION	DIMENSIONS (L X W X H)	PORTS	WT (LB)
3040055	Tank Only	69" x 19" x 23"	3/4" NPT Port	46.5



Part No. LS13 & LS14 - 60 gal. pre-wet system for PRO Series and SHPE2000



3040055





See pg. 59 - 63 for full product listing

## 105 GALLON TANK, V-BOX MOUNTED SYSTEMS

### System Includes

- Tank(s) with:
  - Stainless Steel Mounting Bracket and Hardware
  - Tie Down Strap(s) (for mounting)
- All Needed Hoses, Fittings, Valves, and Clamps
- Pre-Plumbed/Pre-Wired Pump Enclosure with:
  - 12V, 3 GPM Diaphragm Pump\*/ 4.5 GPM Hydraulic Pump\*\*
  - Proportional Valve\*\*
  - Pressure Switch (to activate low/high pressure buzzer)
- Pre-Wet System Electric In-Cab Controller (WSE1\*/WSE75\*\*) with Wiring Harness

\*Electric Only, \*\*Hydraulic Only



WSE1 - Electric Controller



WSE75 - Hydraulic Controller

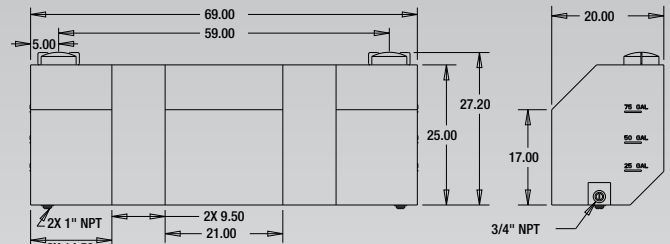


LS4 & LS5 (6-20 cy V-Box Mount 105 gal.)



used on LS4 & LS5

PART NO.	DESCRIPTION			
LS4	Electric 105 Gallon Tank System			
LS4H	Hydraulic 105 Gallon Tank System			
LS5	Electric (2) 105 Gallon Tank System			
LS5H	Hydraulic (2) 105 Gallon Tank System			
PART NO.	DESCRIPTION	DIMENSIONS (L X W X H)	PORTS	WT (LB)
3010816	Tank Only	63" x 20" x 26.5"	(2) 3/4" NPT Ports, (2) 1" NPT Ports	62



## 160 GALLON TANK, MDS-MOUNTED SYSTEM

### System Includes

- Tank(s) with:
  - Mounting Bracket and Hardware
  - Stainless Steel Tank Strap
- All Needed Hoses, Fittings, Valves, and Clamps
- Pre-Plumbed/Pre-Wired Pump Enclosure with:
  - 12V, 3 GPM Diaphragm Pump\*/ 4.5 GPM Hydraulic Pump\*\*
  - Proportional Valve\*\*
  - Pressure Switch (to activate low/high pressure buzzer)
- Pre-Wet System Electric In-Cab Controller (WSE1/WSE75) with Wiring Harness

\*Electric Only, \*\*Hydraulic Only



WSE1 - Electric Controller

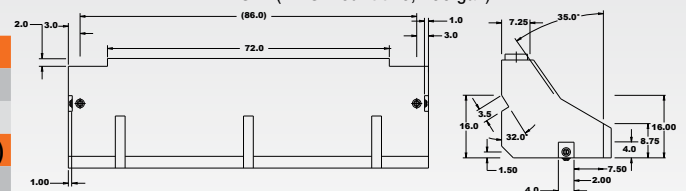


WSE75 - Hydraulic Controller



LS11 (MDS Mount two, 160 gal.)

PART NO.	DESCRIPTION			
LS11	Electric (2) 160 Gallon Tank System			
LS11H	Hydraulic (2) 160 Gallon Tank System			
PART NO.	DESCRIPTION	DIMENSIONS (L X W X H)	PORTS	WT (LB)
3032330	Tank Only	92" x 26" x 25"	3/4" NPT Ports, (2) 1" NPT Ports	87



## TWIN 80 GALLON TANK, MEDIUM DUTY DUMP SPREADER-MOUNTED SYSTEM

### System Includes

- Tank(s) with:
  - Mounting Bracket and Hardware
  - Stainless Steel Tank Strap
- All Needed Hoses, Fittings, Valves, and Clamps
- Pre-Plumbed/Pre-Wired Pump Enclosure with:
  - 12V, 3 GPM Diaphragm Pump\*/ 4.5 GPM Hydraulic Pump\*\*
  - Proportional Valve\*\*
  - Pressure Switch (to activate low/high pressure buzzer)
- Pre-Wet System Electric In-Cab Controller (WSE1/WSE75) with Wiring Harness

\*Electric Only, \*\*Hydraulic Only



WSE1 - Electric Controller

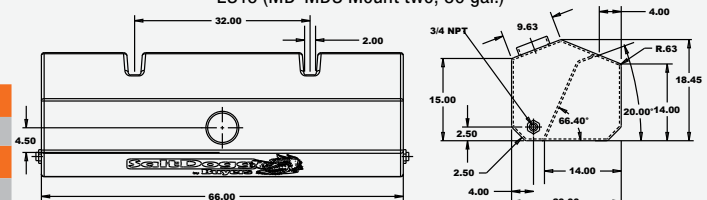


WSE75 - Hydraulic Controller



LS15 (MD-MDS Mount two, 80 gal.)

PART NO.	DESCRIPTION			
LS15	Electric (2) 80 Gallon Tank System			
PART NO.	DESCRIPTION	DIMENSIONS (L X W X H)	PORTS	WT (LB)
3042828	Tank Only	66" x 20" x 18.5"	(2) 3/4" NPT Ports	60



# PRE-WET SYSTEMS

## 400 GALLON TANK, V-BOX MOUNTED SYSTEMS

### System Includes

- 2 Tanks with:
  - Stainless Steel Mounting Bracket and Hardware
- All Needed Hoses, Fittings, Valves, and Clamps
- Pre-Plumbed/Pre-Wired Pump Enclosure with:
  - 12V, 3 GPM Diaphragm Pump\*/ 4.5 GPM Hydraulic Pump\*\*
  - Proportional Valve\*\*
  - Pressure Switch (to activate low/high pressure buzzer)
- Pre-Wet System Electric In-Cab Controller (WSE1\*/WSE75\*\*) with Wiring Harness

\*Electric Only, \*\*Hydraulic Only



WSE1 - Electric Controller



WSE75 - Hydraulic Controller

### PART NO. DESCRIPTION

LS10 Electric (2) 400 Gallon Tank System

LS10H Hydraulic (2) 400 Gallon Tank System

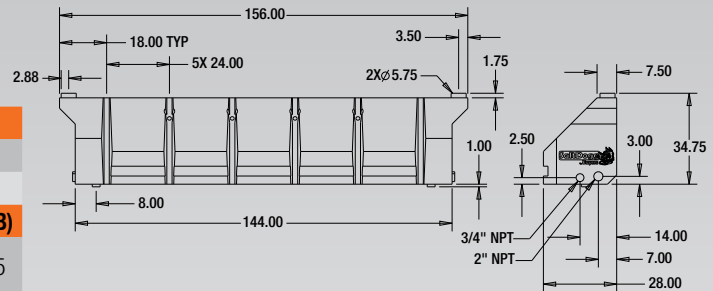
PART NO.	DESCRIPTION	DIMENSIONS (L X W X H)	PORTS	WT (LB)
3026538	Tank Only	156" x 28" x 35"	(4) 3/4" NPT Ports, (2) 2" NPT Ports	255.5



LS10 (12' V-Box Mount two, 400 gal.)



used on LS10



## 30 GALLON TANK, UNDERBODY MOUNTED SYSTEMS

### System Includes

- Tanks with:
  - Powder-Coated Steel Mounting Brackets and Hardware
  - Tie Down Straps (for mounting)
- All Needed Hoses, Fittings, Valves, and Clamps
- Pre-Plumbed/Pre-Wired Pump Enclosure with:
  - 12V, 3 GPM Diaphragm Pump\*/ 4.5 GPM Hydraulic Pump\*\*
  - Proportional Valve\*\*
  - Pressure Switch (to activate low/high pressure buzzer)
- Pre-Wet System Electric In-Cab Controller (WSE1\*/WSE75\*\*) with Wiring Harness

\*Electric Only, \*\*Hydraulic Only



WSE1 - Electric Controller



WSE75 - Hydraulic Controller

### PART NO. DESCRIPTION

LS9 Electric 30 Gallon Tank System

LS9H Hydraulic 30 Gallon Tank System

PART NO.	DESCRIPTION	DIMENSIONS (L X W X H)	PORTS	WT (LB)
82123909	Tank Only	24" x 19" x 22"	3/4" FPT Port	18
82123919	Tank Only	38" x 19" x 22"	3/4" FPT Port	25
82123929	Tank Only	38" x 30" x 29"	3/4" FPT Port	40



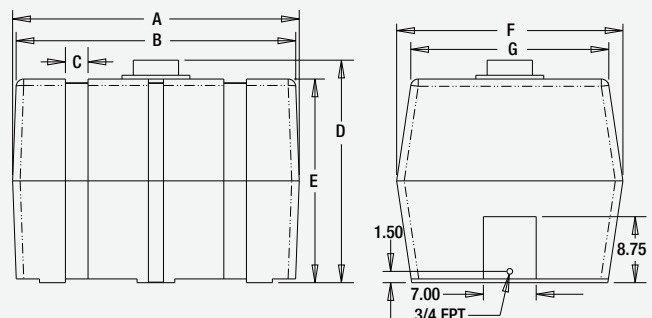
LS9 (Frame Mount 30 gal.)



used on LS9

82123909 82123919 82123929

PART NO.	A	B	C	D	E	F	G
82123909	23	24	2.5	22.5	20	19	18
82123919	38	37	2.5	22.5	20	19	18
82123929	38	37	3	29.5	27	30	26





## 105 GALLON TANK, TAILGATE MOUNT SYSTEMS FOR UNDER TAILGATE SPREADERS

### System Includes

- Tanks with:
  - Stainless Steel Mounting Bracket and Hardware
  - Tie Down Straps (for mounting)
- All Needed Hoses, Fittings, Valves, and Clamps
- Pre-Plumbed/Pre-Wired Pump Enclosure with:
  - 12V, 3 GPM Diaphragm Pump\*/ 4.5 GPM Hydraulic Pump\*\*
  - Proportional Valve\*\*
  - Pressure Switch (to activate low/high pressure buzzer)
- Pre-Wet System Electric In-Cab Controller (WSE1\*/WSE75\*\*) with Wiring Harness

\*Electric Only, \*\*Hydraulic Only



WSE1 - Electric Controller



WSE75 - Hydraulic Controller

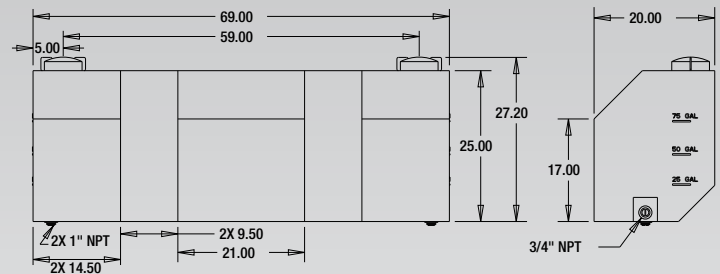


LS4T (Dump Tailgate Mount 105 gal.)



used on LS4 & LS5

PART NO.	DESCRIPTION	DIMENSIONS (L X W X H)	PORTS	WT (LB)
LS4T	Electric 105 Gallon Tank System			
LS4TH	Hydraulic 105 Gallon Tank System			
PART NO.	DESCRIPTION	DIMENSIONS (L X W X H)	PORTS	WT (LB)
3010816	Tank Only	63" x 20" x 26.5"	(2) 3/4" NPT Ports, (2) 1" NPT Ports	62



## 120 GALLON TANK, BETWEEN CAB & BODY MOUNTED SYSTEM

### System Includes

- Tanks with:
  - Stainless Steel Mounting Bracket and Hardware
  - Tie Down Straps (for mounting)
- All Needed Hoses, Fittings, Valves, and Clamps
- Pre-Plumbed/Pre-Wired Pump Enclosure with:
  - 12V, 3 GPM Diaphragm Pump\*/ 4.5 GPM Hydraulic Pump\*\*
  - Proportional Valve\*\*
  - Pressure Switch (to activate low/high pressure buzzer)
- Pre-Wet System Electric In-Cab Controller (WSE1\*/WSE75\*\*) with Wiring Harness

\*Electric Only, \*\*Hydraulic Only

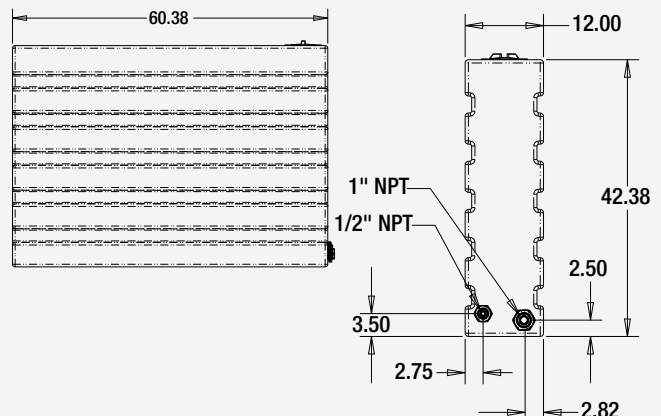


LS12 (Behind Cab Mount 120 gal.)

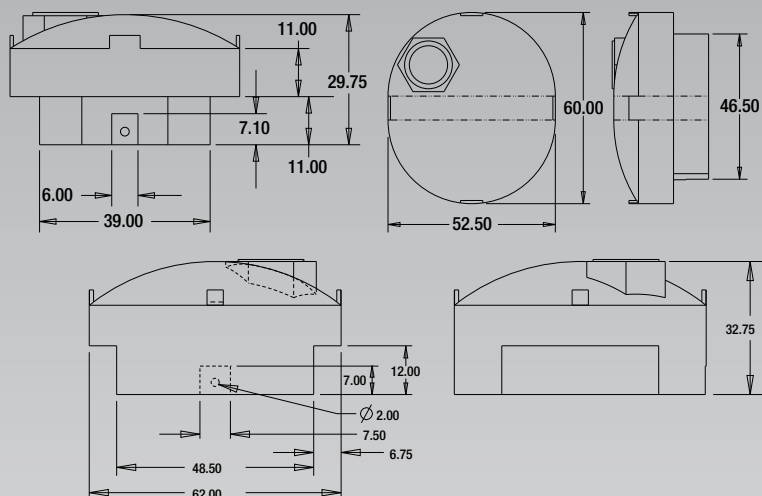


used on LS12

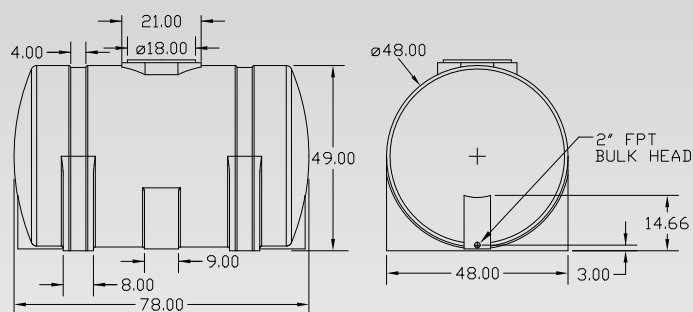
PART NO.	DESCRIPTION	DIMENSIONS (L X W X H)	PORTS	WT (LB)
LS12	Electric 120 Gallon Tank System			
LS12H	Hydraulic 120 Gallon Tank System			
PART NO.	DESCRIPTION	DIMENSIONS (L X W X H)	PORTS	WT (LB)
3030139	Tank Only	60.38" x 12" x 42.38"	1/2" NPT Port, 1" NPT Port	206
3026538	Galvanized frame for 3030139			105



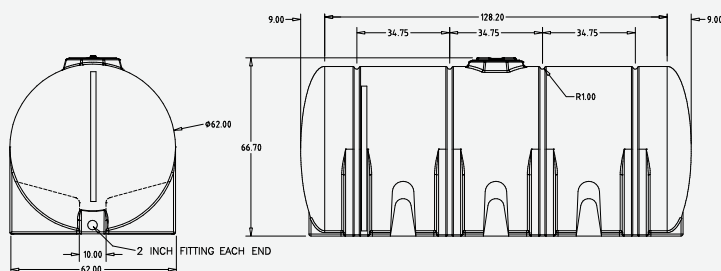
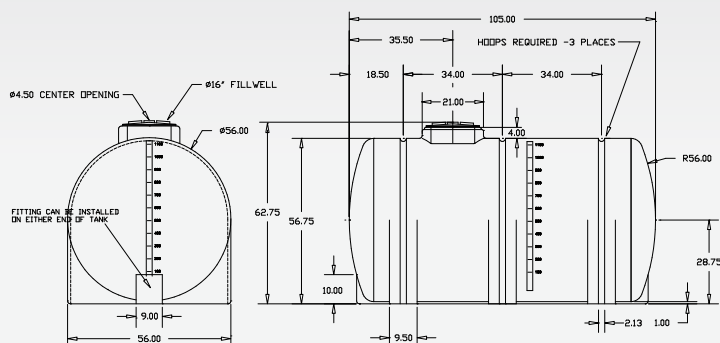
# TANKS



PART NO.	CAPACITY	DIMENSIONS (L X W X H)	PORTS	WT (LB)
82124639	210 gal	60" x 52.5" x 29.75"	2" FPT Port	90
82124649	325 gal	63-5/16" x 52.5" x 32.75"	2" FPT Port	110



PART NO.	CAPACITY	DIMENSIONS (L X W X H)	PORTS	WT (LB)
82124269	550 gal	78" x 48" x 49"	2" FPT Port	160



PART NO.	CAPACITY	DIMENSIONS (L X W X H)	PORTS	WT (LB)
3027742	1,065 gal	105" x 56" x 62.75"	2" FPT Port	540
3035110	1,750 gal	146" x 62" x 67"	2" FPT Port	340



# ACCESSORIES

## 44" LIGHT BAR KITS

- Ships fully assembled



8891144



8891145

PART NO.	DESCRIPTION
<b>8891144 (Round)</b>	(1) 304 Stainless Steel Light Box, Dimension: 44" L x 8" H x 3" D (2) 4" Round STT Lights, 10 Red LEDs (2) 4" Round Strobe Lights, 24 Amber LEDs (3) 2.5" Round Marker Lights, 4 Red LEDs (1) Wire Harness (2) LED Load Equalizers
<b>8891145 (Oval)</b>	(1) 304 Stainless Steel Light Box, Dimension: 44" L x 8" H x 3" D (2) 6" Oval STT Lights, 10 Red LEDs (2) 6" Oval Strobe Lights, 24 Amber LEDs (3) 2.5" Round Marker Lights, 4 Red LEDs (1) Wire Harness (2) LED Load Equalizers

## 66" LIGHT BAR KITS

- Ships fully assembled



8891150



8891168



8891166



8891169



8891167

PART NO.	DESCRIPTION
<b>8891150 (Oval)</b>	(1) 304 Stainless Steel Light Box, Dimension: 66" L x 4" H x 3" D (2) 6.5" Oval STT Lights, 10 Red LEDs (2) 6.5" Oval Strobe Lights, 24 Amber LEDs (3) .75" Round Marker Lights, 3 Red LEDs (1) Wire Harness (2) LED Load Equalizers/Turn Signals
<b>8891166 (Round)</b>	(1) 304 Stainless Steel Light Box, Dimension: 66" L x 8" H x 3" D (2) 4" Round STT Lights, 10 Red LEDs (2) 4" Round Back-Up Lights, 10 Clear LEDs (2) 4" Round Strobe Lights, 24 Amber LEDs (3) 2.5" Round Marker Lights, 4 Red LEDs (1) Wire Harness (2) LED Load Equalizers
<b>8891167 (Round)</b>	(1) 304 Stainless Steel Light Box, Dimension: 66" L x 8" H x 3" D (4) 4" Round STT Lights, 10 Red LEDs (2) 4" Round Strobe Lights, 24 Amber LEDs (3) 2.5" Round Marker Lights, 4 Red LEDs (1) Wire Harness (2) LED Load Equalizers
<b>8891168 (Oval)</b>	(1) 304 Stainless Steel Light Box, Dimension: 66" L x 8" H x 3" D (2) 6" Oval STT Lights, 10 Red LEDs (2) 6" Oval Back-Up Lights, 10 Clear LEDs (2) 6" Oval Strobe Lights, 24 Amber LEDs (3) 2.5" Round Marker Lights, 4 Red LEDs (1) Wire Harness (2) LED Load Equalizers
<b>8891169 (Oval)</b>	(1) 304 Stainless Steel Light Box, Dimension: 66" L x 8" H x 3" D (4) 6" Oval STT Lights, 10 Red LEDs (2) 6" Oval Strobe Lights, 24 Amber LEDs (3) 2.5" Round Marker Lights, 4 Red LEDs (1) Wire Harness (2) LED Load Equalizers

## 77" LIGHT BAR KITS

- Ships fully assembled



8891177



8891178

PART NO.	DESCRIPTION
<b>8891177 (Oval)</b>	(1) 304 Stainless Steel Light Box, Dimension: 77" L x 4" H x 3" D (2) 6.5" Oval Strobe Lights, 24 Amber LEDs (2) 6.5" Oval Back-Up Lights, 10 Clear LEDs (2) 6.5" Oval STT, 10 Red LEDs (3) .75" Round Marker Lights, 3 Red LEDs (1) Wire Harness (2) LED Load Equalizers
<b>8891178 (Oval)</b>	(1) 304 Stainless Steel Light Box, Dimension: 77" L x 4" H x 3" D (4) 6" Oval STT Lights, 10 Red LEDs (2) 6" Oval Strobe Lights, 24 Amber LEDs (3) .75" Round Marker Lights, 3 Red LEDs (1) Wire Harness (2) LED Load Equalizers/Turn Signal

# ACCESSORIES

## LIGHT OPTIONS FOR SPREADERS

See more at [www.buyersproducts.com/electrical-lighting](http://www.buyersproducts.com/electrical-lighting)



1492100



1492110



1492111



1492115



1492116



1492127



1492198



Flood Mode

Strobe Mode


1492230



1492128

PART NO.	SIZE	LEDS	AMPS	LUMENS	COLOR	MOUNT	LEAD LENGTH	CONNECTION	WT. (LB)
1492100	5"	-	2.92	-	Clear	Zinc	10"	Blunt Cut	2.64
1492110	5"	54	3.0	375	Clear	8mm stud SST	36"	Blunt Cut	1.63
1492111	5"	54	3.0	375	Amber	8mm stud SST	36"	Blunt Cut	1.63
1492115	4.6"	6	1.5	1,350	Clear	8mm stud SST	36"	Blunt Cut	1.20
1492116	4.6"	6	1.5	1,350	Amber	8mm stud SST	36"	Blunt Cut	1.20
1492127	5"	14	1.83	3,780	Clear	10mm stud SST	36"	Blunt Cut	1.20
1492198*	4"	4	6.6	4,500	Clear	10mm stud SST	7"	Blunt Cut	3.31
1492230*	4.5"	16	6.6	7,421	Clear - Flood Amber - Strobe	10mm stud SST	20"	Deutsch	1.45
1492128	4.6"	16	2.08	3,120	Clear	10mm stud SST	36"	Blunt Cut	2.25

## Driveway Markers



1308600

- Reflective tape
- 5/16" x 48"
- Pencil end for easy staking
- Rounded end resists splintering

PART NO.	DESCRIPTION
1308600	Orange Markers (36 per Case)

## Tie Down Kit



3010548

- Heavy-duty chain and turn buckle tie down kit
- Zinc plated hardware
- Powder-coated brackets

PART NO.	DESCRIPTION
3010548	Heavy-Duty Chain & Turn Buckle Tie Down Kit for 6-20 Cubic Yard Municipal Spreaders



# SPECIFICATION CHART

PART NUMBER	CAPACITY	HEIGHT	WIDTH	LENGTH OVERALL	HOPPER LENGTH	FEED MECHANISM	PRE-WET SYSTEM COMPATIBILITY
<b>ELECTRIC POLY HOPPER SPREADERS PG. 4-8</b>							
TGSUV1B	4.4 cu. ft.	40.5"	22.5"	21"	19"	Manual Open/Close Gate w/Gravity Feed	N/A
TGSUVPROA	4.4 cu. ft.	40.5"	22.5"	21"	19"	Gravity Feed w/Vertical 12V Auger Assist	N/A
TGS01B	8 cu. ft.	45.7"	29.7"	26"	26"	Gravity Feed w/Vertical 12V Auger Assist	N/A
TGS05B	10.79 cu. ft.	40.1"	54.3"	52.25"	23"	Gravity Feed w/Vertical 12V Auger Assist	N/A
TGS02	4.0 cu. ft.	31.5"	30.9"	30"	18.3"	Horizontal Auger Feed	N/A
TGS03	8 cu. ft.	45"	38"	38"	28"	Horizontal Auger Feed	N/A
TGS07	11 cu. ft.	46"	53"	51"	26"	Horizontal Auger Feed	N/A
TGS06	10 cu. ft.	40"	63"	52"	26.9"	Manual Open/Close Gate w/Gravity Feed	N/A
<b>ELECTRIC POLY HOPPER SPREADERS PG. 10-11</b>							
SHPE0750	0.75 cu. yds.	28"	48"	63.2"	53"	2.5" Stainless Steel Auger & Trough	LS13
SHPE0750X	0.75 cu. yds.	28"	48"	66.7"	53"	2.5" Stainless Steel Auger & Trough	LS13
SHPE1000	1.0 cu. yds.	34"	48"	82.1"	68"	2.5" Stainless Steel Auger & Trough	LS13
SHPE1000X	1.0 cu. yds.	34"	48"	82.1"	68"	2.5" Stainless Steel Auger & Trough	LS13
SHPE1500	1.5 cu. yds.	38"	50.5"	99.7"	87.3"	2.5" Stainless Steel Auger & Trough	LS13
SHPE1500X	1.5 cu. yds.	38"	50.5"	103.1"	87.3"	2.5" Stainless Steel Auger & Trough	LS13
SHPE2000	2 cu. yds.	40"	47.8"	100"	96"	2.5" Stainless Steel Auger & Trough	LS13
SHPE2000X	2 cu. yds.	40"	47.8"	103.3"	96"	2.5" Stainless Steel Auger & Trough	LS13
PRO1500	1.5 cu. yds.	38"	48"	89.5"	89.5"	5.25" Steel Auger, Stainless Steel Trough	LS13
PRO1500CH	1.5 cu. yds.	38"	48"	89.5"	89.5"	12" Wide Conveyor Chain	LS13
PRO2000	2 cu. yds.	44.3"	48"	96"	96"	5.25" Steel Auger, Stainless Steel Trough	LS13
PRO2000CH	2 cu. yds.	44.3"	48"	96"	96"	12" Wide Conveyor Chain	LS13
PRO2500	2.5 cu. yds.	44.3"	48"	116.5"	116.5"	5.25" Steel Auger, Stainless Steel Trough	LS13
PRO2500CH	2.5 cu. yds.	44.3"	48"	116.5"	116.5"	12" Wide Conveyor Chain	LS13
<b>ELECTRIC V-BOX SLIDE-IN SPREADERS PG. 14-15</b>							
1470601SS	2.0 cu. yds.	32.1"	47"	110.8"	96"	5-1/4" Auger	LS7
1400601SS	2.0 cu. yds.	32.1"	47"	110.8"	96"	12" Wide Conveyor Chain	LS7
1400701SS	1.5 cu. yds.	32.1"	47"	86.8"	72"	12" Wide Conveyor Chain	LS7
<b>GAS V-BOX SLIDE-IN SPREADERS PG. 16-17</b>							
1400200SS	1.5 cu. yds.	32.1"	47"	99.7"	72"	12" Wide Conveyor Chain	LS7
1400250SS	1.5 cu. yds.	32.1"	47"	99.7"	72"	12" Wide Conveyor Chain	LS7
1400050SS	2 cu. yds.	32.1"	47"	100"	96"	12" Wide Conveyor Chain	LS7
1400100SS	2 cu. yds.	32.1"	47"	100"	96"	12" Wide Conveyor Chain	LS7
1400400	2 cu. yds.	35"	47"	100"	95.5"	12" Wide Conveyor Chain	LS7
1400450	2 cu. yds.	35"	47"	100"	95.5"	12" Wide Conveyor Chain	LS7
1400300SS	2.5 cu. yds.	32.1"	47"	124.8"	120"	12" Wide Conveyor Chain	LS7
1400350SS	2.5 cu. yds.	32.1"	47"	124.8"	120"	12" Wide Conveyor Chain	LS7
<b>MID-SIZE ELECTRIC POLY HOPPER SPREADERS PG. 20-23</b>							
PRO3000*	3 cu. yds.	53"	50"	124"	114"	5.25" Steel Auger, Stainless Steel Trough	N/A
PRO3000CH*	3 cu. yds.	53"	50"	124"	114"	12" Wide Steel Pintle Conveyor Chain	N/A
SHPE4000	4 cu. yds.	43.5"	74"	114.8"	99.5"	5.5" Steel Auger, Stainless Steel Trough	N/A
SHPE4000CH	4 cu. yds.	43.5"	74"	114.8"	99.5"	12" Wide Steel Pintle Chain Conveyor	N/A
SHPE6000	6 cu. yds.	57"	77"	133.5"	127"	6" Steel Auger, Stainless Steel Trough	N/A
SHPE6000CH	6 cu. yds.	57"	77"	133.5"	127"	12" Wide Steel Pintle Chain Conveyor	N/A

# SPECIFICATION CHART

PART NUMBER	CAPACITY	HEIGHT	WIDTH	LENGTH OVERALL	HOPPER LENGTH	FEED MECHANISM	PRE-WET SYSTEM COMPATIBILITY
<b>2.5 – 3.0 CU. YD. GAS / ELECTRIC / HYDRAULIC MID-SIZE SPREADERS PG. 24-25</b>							
1400455SS	2.5 cu. yds.	38.0"	38.0"	115.9"	96"	14.5" Wide Conveyor Chain, Gas	LS7, LS8, LS8H
1400455SSE	2.5 cu. yds.	38.0"	38.0"	116.5"	96"	14.5" Wide Conveyor Chain, Electric	LS7, LS8, LS8H
1400455SSH	2.5 cu. yds.	38.0"	38.0"	118.8"	96"	14.5" Wide Conveyor Chain, Hydraulic	LS7, LS8, LS8H
1400460SS	2.75 cu. yds.	38.0"	38.0"	127.9"	108"	14.5" Wide Conveyor Chain, Gas	LS7, LS8, LS8H
1400460SSE	2.75 cu. yds.	38.0"	38.0"	128.5"	108"	14.5" Wide Conveyor Chain, Electric	LS7, LS8, LS8H
1400460SSH	2.75 cu. yds.	38.0"	38.0"	130.0"	108"	14.5" Wide Conveyor Chain, Hydraulic	LS7, LS8, LS8H
1400465SS	3.0 cu. yds.	38.0"	38.0"	138.9"	120"	14.5" Wide Conveyor Chain, Gas	LS7, LS8, LS8H
1400465SSE	3.0 cu. yds.	38.0"	38.0"	140.5"	120"	14.5" Wide Conveyor Chain, Electric	LS7, LS8, LS8H
1400465SSH	3.0 cu. yds.	38.0"	38.0"	141.8"	120"	14.5" Wide Conveyor Chain, Hydraulic	LS7, LS8, LS8H
<b>3.5 – 5.5 CU. YD. GAS / ELECTRIC / HYDRAULIC MID-SIZE SPREADERS PG. 26-27</b>							
1400475SS	3.5 cu. yds.	45.5"	70"	115.9"	96"	14.5" Wide Conveyor Chain, Gas	LS1, LS4
1400475SSE	3.5 cu. yds.	45.5"	70"	115.9"	96"	14.5" Wide Conveyor Chain, Electric	LS1, LS4
1400475SSH	3.5 cu. yds.	45.5"	70"	118.8"	96"	14.5" Wide Conveyor Chain, Hydraulic	LS1, LS4
1400500SS	4.0 cu. yds.	45.5"	70"	127.9"	108"	14.5" Wide Conveyor Chain, Gas	LS1, LS4
1400500SSE	4.0 cu. yds.	45.5"	70"	127.9"	108"	14.5" Wide Conveyor Chain, Electric	LS1, LS4
1400500SSH	4.0 cu. yds.	45.5"	70"	130.0"	108"	14.5" Wide Conveyor Chain, Hydraulic	LS1, LS4
1400550SS	4.5 cu. yds.	45.5"	70"	138.9"	120"	14.5" Wide Conveyor Chain, Gas	LS1, LS4
1400550SSE	4.5 cu. yds.	45.5"	70"	138.9"	120"	14.5" Wide Conveyor Chain, Electric	LS1, LS4
1400550SSH	4.5 cu. yds.	45.5"	70"	141.8"	120"	14.5" Wide Conveyor Chain, Hydraulic	LS1, LS4
1400505SS	5.0 cu. yds.	57.5"	70"	138.9"	120"	14.5" Wide Conveyor Chain, Gas	LS1, LS4
1400505SSE	5.0 cu. yds.	57.5"	70"	138.9"	120"	14.5" Wide Conveyor Chain, Electric	LS1, LS4
1400505SSH	5.0 cu. yds.	57.5"	70"	141.8"	120"	14.5" Wide Conveyor Chain, Hydraulic	LS1, LS4
1400560SS	5.5 cu. yds.	50.6"	70"	138.9"	120"	14.5" Wide Conveyor Chain, Gas	LS1, LS4
1400560SSE	5.5 cu. yds.	50.6"	70"	138.9"	120"	14.5" Wide Conveyor Chain, Electric	LS1, LS4
1400560SSH	5.5 cu. yds.	50.6"	70"	141.8"	120"	14.5" Wide Conveyor Chain, Hydraulic	LS1, LS4
1470475SSE	3.5 cu. yds.	45.5"	70"	115"	96"	5.25" Variable Pitch Auger, Electric	LS1, LS4
1470475SSH	3.5 cu. yds.	45.5"	70"	115"	96"	5.25" Variable Pitch Auger, Hydraulic	LS1, LS4
1470500SSE	4.0 cu. yds.	45.5"	70"	127"	108"	5.25" Variable Pitch Auger, Electric	LS1, LS4
1470500SSH	4.0 cu. yds.	45.5"	70"	127"	108"	5.25" Variable Pitch Auger, Hydraulic	LS1, LS4
1470550SSE	4.5 cu. yds.	45.5"	70"	139"	120"	5.25" Variable Pitch Auger, Electric	LS1, LS4
1470550SSH	4.5 cu. yds.	45.5"	70"	139"	120"	5.25" Variable Pitch Auger, Hydraulic	LS1, LS4
1470505SSE	5.0 cu. yds.	50.4"	70"	127"	108"	5.25" Variable Pitch Auger, Electric	LS1, LS4
1470505SSH	5.0 cu. yds.	50.4"	70"	127"	108"	5.25" Variable Pitch Auger, Hydraulic	LS1, LS4
1470560SSE	5.5 cu. yds.	50.4"	70"	139"	120"	5.25" Variable Pitch Auger, Electric	LS1, LS4
1470560SSH	5.5 cu. yds.	50.4"	70"	139"	120"	5.25" Variable Pitch Auger, Hydraulic	LS1, LS4
<b>6 - 20 CU. YD. HYDRAULIC MUNICIPAL SPREADERS PG. 30</b>							
1450657SSH	6 cu. yds.	57"	82"	132"	108"	24" Wide Conveyor, 50:1 Gearbox Ratio	LS5
1425657SSH	6 cu. yds.	57"	82"	132"	108"	24" Wide Conveyor, 25:1 Gearbox Ratio	LS5
1406657SSH	6 cu. yds.	57"	82"	132"	108"	24" Wide Conveyor, 6:1 Gearbox Ratio	LS5
1450757SSH	7 cu. yds.	57"	82"	144"	120"	24" Wide Conveyor, 50:1 Gearbox Ratio	LS5
1425757SSH	7 cu. yds.	57"	82"	144"	120"	24" Wide Conveyor, 25:1 Gearbox Ratio	LS5
1406757SSH	7 cu. yds.	57"	82"	144"	120"	24" Wide Conveyor, 6:1 Gearbox Ratio	LS5
1450863SSH	8 cu. yds.	63"	82"	144"	120"	24" Wide Conveyor, 50:1 Gearbox Ratio	LS5
1425863SSH	8 cu. yds.	63"	82"	144"	120"	24" Wide Conveyor, 25:1 Gearbox Ratio	LS5



PART NUMBER	CAPACITY	HEIGHT	WIDTH	LENGTH OVERALL	HOPPER LENGTH	FEED MECHANISM	PRE-WET SYSTEM COMPATIBILITY
<b>6 - 20 CU. YD. HYDRAULIC MUNICIPAL SPREADERS - CONTINUED PG. 30</b>							
1406863SSH	8 cu. yds.	63"	82"	144"	120"	24" Wide Conveyor, 6:1 Gearbox Ratio	LS5
1450969SSH	9 cu. yds.	69"	82"	144"	120"	24" Wide Conveyor, 50:1 Gearbox Ratio	LS5
1425969SSH	9 cu. yds.	69"	82"	144"	120"	24" Wide Conveyor, 25:1 Gearbox Ratio	LS5
1406969SSH	9 cu. yds.	69"	82"	144"	120"	24" Wide Conveyor, 6:1 Gearbox Ratio	LS5
1451057SSH	10 cu. yds.	57"	82"	168"	144"	24" Wide Conveyor, 50:1 Gearbox Ratio	LS5
1421057SSH	10 cu. yds.	57"	82"	168"	144"	24" Wide Conveyor, 25:1 Gearbox Ratio	LS5
1461057SSH	10 cu. yds.	57"	82"	168"	144"	24" Wide Conveyor, 6:1 Gearbox Ratio	LS5
1451163SSH	11 cu. yds.	63"	82"	168"	144"	24" Wide Conveyor, 50:1 Gearbox Ratio	LS5
1421163SSH	11 cu. yds.	63"	82"	168"	144"	24" Wide Conveyor, 25:1 Gearbox Ratio	LS5
1461163SSH	11 cu. yds.	63"	82"	168"	144"	24" Wide Conveyor, 6:1 Gearbox Ratio	LS5
1451369SSH	13 cu. yds.	69"	82"	168"	144"	24" Wide Conveyor, 50:1 Gearbox Ratio	LS5
1421369SSH	13 cu. yds.	69"	82"	168"	144"	24" Wide Conveyor, 25:1 Gearbox Ratio	LS5
1461369SSH	13 cu. yds.	69"	82"	168"	144"	24" Wide Conveyor, 6:1 Gearbox Ratio	LS5
1451257SSH	12 cu. yds.	57"	82"	192"	168"	24" Wide Conveyor, 50:1 Gearbox Ratio	LS5
1421257SSH	12 cu. yds.	57"	82"	192"	168"	24" Wide Conveyor, 25:1 Gearbox Ratio	LS5
1461257SSH	12 cu. yds.	57"	82"	192"	168"	24" Wide Conveyor, 6:1 Gearbox Ratio	LS5
1451363SSH	13 cu. yds.	63"	82"	192"	168"	24" Wide Conveyor, 50:1 Gearbox Ratio	LS5
1421363SSH	13 cu. yds.	63"	82"	192"	168"	24" Wide Conveyor, 25:1 Gearbox Ratio	LS5
1461363SSH	13 cu. yds.	63"	82"	192"	168"	24" Wide Conveyor, 6:1 Gearbox Ratio	LS5
1451469SSH	14 cu. yds.	69"	82"	192"	168"	24" Wide Conveyor, 50:1 Gearbox Ratio	LS5
1421469SSH	14 cu. yds.	69"	82"	192"	168"	24" Wide Conveyor, 25:1 Gearbox Ratio	LS5
1461469SSH	14 cu. yds.	69"	82"	192"	168"	24" Wide Conveyor, 6:1 Gearbox Ratio	LS5
<b>7 - 10 CU. YD. HYDRAULIC AUGER SPREADERS PG. 31</b>							
1471056SSH	7 cu. yds.	55.25"	82"	82"	120"	7" Hard Surface, Multi Pitch Auger	LS5
1471156SSH	8 cu. yds.	55.25"	82"	82"	132"	7" Hard Surface, Multi Pitch Auger	LS5
1471256SSH	9 cu. yds.	55.25"	82"	82"	144"	7" Hard Surface, Multi Pitch Auger	LS5
1471456SSH	10 cu. yds.	55.25"	82"	82"	168"	7" Hard Surface, Multi Pitch Auger	LS5
1481056SSH	7 cu. yds.	55.25"	82"	82"	120"	Dual 7" Hard Surface, Multi Pitch Augers	LS5
1481156SSH	8 cu. yds.	55.25"	82"	82"	132"	Dual 7" Hard Surface, Multi Pitch Augers	LS5
1481256SSH	9 cu. yds.	55.25"	82"	82"	144"	Dual 7" Hard Surface, Multi Pitch Augers	LS5
1481456SSH	10 cu. yds.	55.25"	82"	82"	168"	Dual 7" Hard Surface, Multi Pitch Augers	LS5
<b>7 - 10 CU. YD. ELECTRIC MUNICIPAL SPREADERS PG. 32</b>							
1490757SSE	7 cu. yds.	50"	82"	144"	120"	24" Wide Conveyor with 1/4" Bars	LS5
1490957SSE	9 cu. yds.	50"	82"	168"	144"	24" Wide Conveyor with 1/4" Bars	LS5
1491057SSE	10 cu. yds.	50"	82"	168"	144"	24" Wide Conveyor with 1/4" Bars	LS5
<b>MEDIUM DUTY DUMP SPREADERS PG. 34-35</b>							
933093135	3.2 cu. yds.	36"	84"	111"	108"	14.5" Wide Conveyor with 1/4" Bars	LS15
933113135	4.4 cu. yds.	36"	84"	135"	132"	14.5" Wide Conveyor with 1/4" Bars	LS15
933093135E1	3.2 cu. yds.	36"	84"	111"	108"	14.5" Wide Conveyor with 1/4" Bars	LS15
933113135E1	4.4 cu. yds.	36"	84"	135"	132"	14.5" Wide Conveyor with 1/4" Bars	LS15
933093135E2	3.2 cu. yds.	36"	84"	111"	108"	14.5" Wide Conveyor with 1/4" Bars	LS15
933113135E2	4.4 cu. yds.	36"	84"	135"	132"	14.5" Wide Conveyor with 1/4" Bars	LS15

For spreaders above 14 cubic yards contact customer services.

# SPECIFICATION CHART

PART NUMBER	CAPACITY	HEIGHT	WIDTH	LENGTH OVERALL	HOPPER LENGTH	FEED MECHANISM	PRE-WET SYSTEM COMPATIBILITY
<b>MUNICIPAL DUMP SPREADERS PG. 36-37</b>							
933093648	6.4 cu. yds.	36"	96"	111"	108"	30.25" Wide Conveyor with 1/2" Bars	LS12
933103648	7.2 cu. yds.	36"	96"	123"	120"	30.25" Wide Conveyor with 1/2" Bars	LS12
933113648	8.0 cu. yds.	36"	96"	135"	132"	30.25" Wide Conveyor with 1/2" Bars	LS12
933123648	8.8 cu. yds.	36"	96"	147"	144"	30.25" Wide Conveyor with 1/2" Bars	LS12
933133648	9.6 cu. yds.	36"	96"	159"	156"	30.25" Wide Conveyor with 1/2" Bars	LS12
933143648	10.4 cu. yds.	36"	96"	170"	168"	30.25" Wide Conveyor with 1/2" Bars	LS12
933153648	11.2 cu. yds.	36"	96"	182"	180"	30.25" Wide Conveyor with 1/2" Bars	LS12
934093648	6.4 cu. yds.	36"	96"	111"	108"	7" Dual Auger Drive	LS12
934103648	7.2 cu. yds.	36"	96"	123"	120"	7" Dual Auger Drive	LS12
934113648	8.0 cu. yds.	36"	96"	135"	132"	7" Dual Auger Drive	LS12
934123648	8.8 cu. yds.	36"	96"	147"	144"	7" Dual Auger Drive	LS12
934133648	9.6 cu. yds.	36"	96"	159"	156"	7" Dual Auger Drive	LS12
934143648	10.4 cu. yds.	36"	96"	170"	168"	7" Dual Auger Drive	LS12
934153648	11.2 cu. yds.	36"	96"	182"	180"	7" Dual Auger Drive	LS12

PART NUMBER	HEIGHT	WIDTH	LENGTH OVERALL	DROP POSITION	FEED MECHANISM
<b>UNDER TAILGATE SPREADERS PG. 38-39</b>					
92440SSA	31.25" / 34.25"	96"	25"	stnd	6" Auger w/3/8" Flighting, Electric
92441SSA	31.25" / 34.25"	96"	25"	center	6" Auger w/3/8" Flighting, Electric
92420A	31.25" / 34.25"	96"	18"	stnd	6" Auger w/3/8" Flighting, Hydraulic
92420SSA	31.25" / 34.25"	96"	18"	stnd	6" Auger w/3/8" Flighting, Hydraulic
92421SSA	38" / 41"	96"	19"	stnd	6" Auger w/3/8" Flighting, Hydraulic
92422SSA	38" / 41"	96"	19"	stnd	6" Auger w/3/8" Hard Faced Flighting, Hydraulic
92425SSA	31.25" / 34.25"	96"	18"	ds	6" Auger w/3/8" Flighting, Hydraulic
92426SSA	38" / 41"	96"	19"	ds	6" Auger w/3/8" Flighting, Hydraulic
92427SSA	38" / 41"	96"	19"	ds	6" Auger w/3/8" Hard Faced Flighting, Hydraulic
92428SSA	31.25" / 34.25"	96"	18"	center	6" Auger w/3/8" Flighting, Hydraulic
92429SSA	31.25" / 34.25"	96"	18"	dual spinner	6" Auger w/3/8" Flighting, Hydraulic
92430A	31.25" / 34.25"	96"	18"	stnd	6" Auger w/3/8" Flighting, 5:1 Gearbox Ratio, Hydraulic
92430SSA	31.25" / 34.25"	96"	18"	stnd	6" Auger w/3/8" Flighting, 5:1 Gearbox Ratio, Hydraulic
92450SSA	31.25" / 34.25"	96"	18"	stnd	9" Auger w/3/8" Flighting, Hydraulic
92452SSA	31.25" / 34.25"	96"	18"	stnd	9" Auger w/3/8" Flighting, Hydraulic
<b>REPLACEMENT TAILGATE SPREADERS PG. 40-41</b>					
9035100	37.2-40.2	84.25-90.25	N/A	center	6" Auger w/3/8" Flighting, Electric
9035101	37.2-40.2	84.25-90.25	N/A	ds	6" Auger w/3/8" Flighting, Electric
9035102	35.5-38.5	84.25-90.25	N/A	center	6" Auger w/3/8" Flighting, Hydraulic
9035103	35.5-38.5	84.25-90.25	N/A	ds	6" Auger w/3/8" Flighting, Hydraulic
5535000	36"	73" - 95"	N/A	center	5" Auger w/Mixing Tines



PART NUMBER	CAPACITY	FLOW RATE	SPRAY BAR	APPLICATION RATE CONTROL
<b>HYDRAULIC / GAS / ELECTRIC ANTI-ICE SYSTEMS PG. 42-47</b>				
6191120	550 Gallons	25 GPM	1 Lane PVC	Manual
6191121	550 Gallons	25 GPM	1 Lane PVC	Automatic†
6191615	1065 Gallons	185 GPM	3 Lane Stainless	Manual
6191616	1065 Gallons	185 GPM	3 Lane Stainless	Automatic†
6191635	1750 Gallons	185 GPM	3 Lane Stainless	Manual
6191636	1750 Gallons	185 GPM	3 Lane Stainless	Automatic†
6192715	1065 Gallons	235 GPM	3 Lane Stainless	Manual
6192716	1065 Gallons	235 GPM	3 Lane Stainless	Automatic†
6192735	1750 Gallons	235 GPM	3 Lane Stainless	Manual
6192736	1750 Gallons	235 GPM	3 Lane Stainless	Automatic†
6190110*	Tank Not Included	6 GPM	1 Lane PVC	Manual
6190120*	55 Gallons	6 GPM	1 Lane PVC	Manual
6190150	210 Gallons	6 GPM	1 Lane PVC	Manual
6190160	325 Gallons	6 GPM	1 Lane PVC	Manual
6190170	550 Gallons	6 GPM	1 Lane PVC	Manual

†Controls sold separately.

PART NUMBER	CAPACITY	HEIGHT	WIDTH	LENGTH OVERALL	HOPPER LENGTH	FEED MECHANISM
<b>WALK BEHINDS/ATV/UTV PG. 50-51</b>						
WB155BG	1.5 cu.ft/ 100 lb.	31.5"	26.5"	22.5"	19"	Gravity Feed with Agitator
WB255BG	1.5 cu.ft/ 100 lb.	31.5"	26.5"	22.5"	19"	Gravity Feed with Agitator
TB150BG	1.5 cu.ft/ 100 lb.	31.5"	26.5"	46"	19"	Gravity Feed with Agitator
WB400	2.5 cu.ft/ 200 lb.	35"	44"	18.3"	43.1"	Gravity Feed
ATVS15A	15 Gallon	32.75"	18"	18.25"	16.5"	Gravity Feed
ATVS100	12.5 Gallon	16.25"	26.5"	32.75"	19"	Gravity Feed
UTVS16	15 Gallon	45"	18"	46"	16.5"	Gravity Feed

**CAUTION:** If you want to use a ground speed-oriented controller, you must purchase a system with a liquid flow meter. Systems without a liquid flow meter cannot be used with any ground speed oriented controller.

SaltDogg® Anti-Ice systems come configured for either manual (on/off) control or for use with an automatic ground speed controller.

**Ground speed controller sold separately.**

The Buyers family of manufacturing companies

**Tracom**

**Boomerang**  
RUBBER, INC.

**RomoTech**  
Rotational Molding Technologies, Inc.

**PROGRESSIVE**  
POWDER COATING, INC.



[www.buyersproducts.com](http://www.buyersproducts.com)

**Buyers**  
PRODUCTS COMPANY

**SnowDogg**  
by Buyers

**SaltDogg**  
by Buyers

**ScoopDogg**  
by Buyers

**DumperDogg**  
by Buyers

LITSPREADERS\_H